

SINDH LOCAL GOVERNMENT ELECTION PHASE-I

FAFEN PRELIMINARY OBSERVATION REPORT

NOVEMBER 2015



FREE AND FAIR ELECTION NETWORK
WWW.FAFEN.ORG



EXECUTIVE SUMMARY

Voters turned out in considerable numbers to vote for their local representatives during the first phase of election that was held in eight districts of Sindh on Saturday, October 31, 2015. Although relatively better organized, the local government elections were not free from procedural irregularities and tainted by the afternoon clash in Khairpur district that led to the killing of as many as 11 political workers. In addition, the incidents of restrictions on FAFEN observers for the observation of the voting process as well as counting of votes raised questions about the transparency of the process.

This preliminary report is aimed at indicating broad trends highlighted as a result of information that could be acquired on the Election Day from observers. A detailed report comprehensively covering the scale and scope of all observed irregularities during local government election would follow after the completion of all three phases. It is imperative to mention here that these are preliminary findings and they must not be generalized beyond their purview. At best, they are indicative of persistent electoral irregularities that are witnessed in all elections, reflecting ECP's weak enforcement of election laws and its own devised Code of Conduct for Political Parties and Contesting Candidates. The foremost purpose of this initial report is to positively influence election management and improve conduct of second and third phases of local government election, scheduled to be held on November 19 and December 5, 2015 respectively.

A first look at FAFEN's findings reveals that observers were barred from observation at 11 (8.2%) out of 134 polling stations and from observation of counting process at another seven (5.2%) polling stations from where the information could be acquired on Election Day. Additionally, there were seven (5.2%) polling stations which did not open at the scheduled official time and as many polling stations where secrecy of ballot was breached. There were nine (6.7%) polling stations where parties and candidates were seen canvassing inside the premises. There were five (3.7%) polling stations where polling was interrupted due to different reasons, while at four (2.9%) polling stations, voters complained against last minute change in their polling station. At another three (2.2%) polling stations, observers reported that the required election material was not available on time.

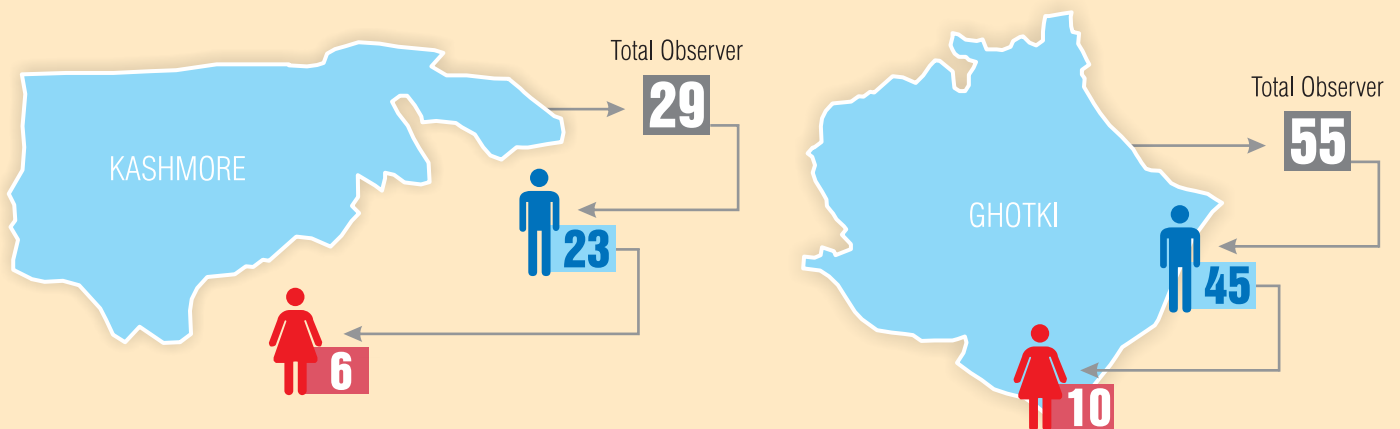
These are FAFEN's preliminary findings and must not be generalized. They, at best, indicate the recurrent election irregularities that are observed in all elections, reflecting weak capacity of the ECP to enforce election laws and procedures on Election Day

Following a decade long wait and several orders and directions from the apex court, during first phase, local government election was held in Sindh in eight districts – Kashmore, Sukkur, Larkana, Jacobabad, Kambar Shahdadkot, Ghotki, Khairpur and Shikarpur. Learning from the experiences of Khyber Pakhtunkhwa Local Government Election 2015, the Sindh Government and ECP decided to hold election in a phased manner to enable better management and security on Election Day, previously recommended by FAFEN in October 2013. The scale of local government election in Sindh, however, was unprecedented as election took place for two municipal corporations, 14 municipal committees, 46 union committees, 426 union councils and 385 wards in 54 town committees. The voters voted directly for three candidates; general councilor, member of district council from union council and member of ward in town committee and municipal committee, plus joint candidates for chairmen and vice chairmen of union councils. Members on reserved seats for women, peasant/workers, minorities and youth will be filled through indirect election by directly elected members of union councils. The indirect election may have helped in making the election simpler for the voters, but more importantly, it compromised mainstreaming and inclusion of excluded classes through electoral politics, which is central to the spirit of democracy.

A total of 1,801 contestants competed in Sindh to get elected on seats for members of district council. Another 6,004 candidates contested to get elected as general members of the union council. In addition, 1,113 candidates ran for the seat of general member of union committees; 2,173 for member of municipal committees and 2,506 for the town committees.

Election took place for two municipal corporations, 14 municipal committees, 46 union committees, 426 union councils and 385 wards in 54 town committees

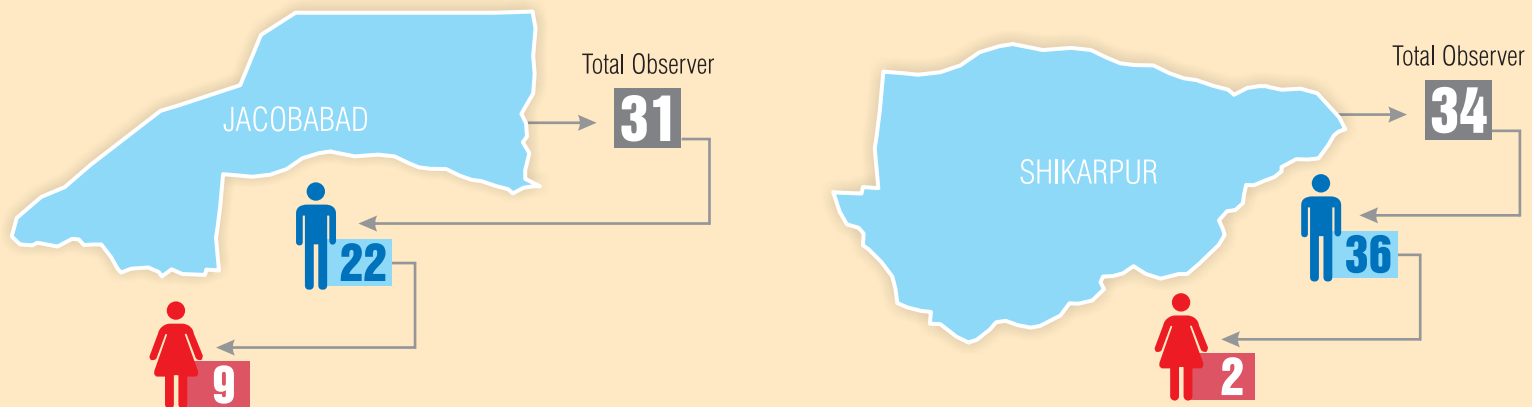
Number of Observers by District



Article 140A of the Constitution requires all provinces to legislate and hold local government elections in their respective provinces to devolve “political, administrative, and financial responsibility and authority” to the grassroots level. Pursuant to this constitutional injunction, Sindh government organized local government elections on October 31. The sub-clause (2) of the same Article holds Election Commission of Pakistan (ECP) responsible for conducting the local government election. This constitutional requirement gave rise to a legal loophole and confusion, since a federal institution such as ECP, which can only work under the law enacted by Federal Parliament, was required to work under Acts of provincial assemblies and rules drafted by the relevant provincial government departments.

This spelled the beginning of a protracted legal and administrative tug of war between provincial governments and the ECP, marked by interventions and orders from apex courts on issues such as delimitation, voter registration, electoral processes and division of electoral responsibilities in their respective provinces. The Sindh Government enacted Sindh People’s Local Government Ordinance in 2012 and later adopted it as an Act by the provincial assembly without much political consideration, debate and/or consultation with either the coalition partners or the opposition parties. The resulting protests from Muttahida Qaumi Movement (MQM) and growing gulf between Pakistan Peoples Party Parliamentarians (PPPP) and its then coalition partner caused this Act to be repealed in 2013. Learning from past mistakes, Sindh government shared the draft of the Sindh Local Government Act (SLGA) with electorally significant political parties and six-member Ministerial Committee of the Sindh Assembly, which failed to satisfy MQM.

Article 140A of the Constitution requires all provinces to legislate and hold local government elections in their respective provinces to devolve “political, administrative, and financial responsibility and authority” to the grassroots level

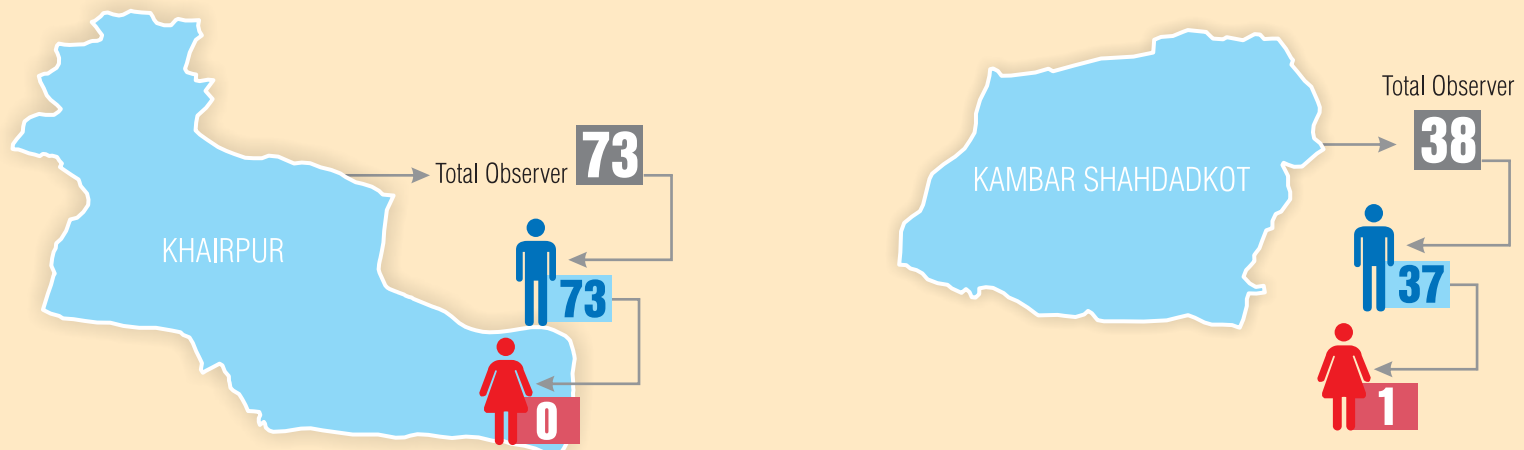


As a result, tensions grew as MQM filed petitions in the Sindh High Court to challenge the three amendments passed by Sindh Government without any consultations.¹

The SLGA was adopted in August 2013, months before the first scheduled election date in January 2014. A set of amendments (comprising three amendments to the SLGA) was passed in 2013 by the Sindh Assembly, while the Governor issued two ordinances to amend the law. However, a major part of the third amendment was struck down by the Sindh High Court in its ruling dated December 26, 2013, which termed it as “unconstitutional”. The Sindh Department for Local Government, Rural Development and Housing Town Planning issued rules governing the conduct of local government elections in November 2013, whereas the international best-practice is to enact such rules at least a year before the scheduled elections. ECP naturally had to ask for time to organize such a massive electoral exercise. This legal struggle caused the election schedule to be revised time and again until the Supreme Court finally asserted a date through its ruling in April 2015 and disallowed any further delay in the election.

Like Punjab, local government election in Sindh was also held on party basis. PPPP, MQM, Pakistan Tehreek Insaaf (PTI) and Jamaat-e-Islami (JI) are mainstream political parties in Sindh whereas Jamiat Ulema-e-Islam-Fazl-ur-Rehman (JUI-F) also has reasonable representation in the local government elections in Sindh. However, Awami Tehreek (AT), Awami Workers Party (AWP), Sindh United Party (SUP) and Sindh Taraqi Pasand Party (STPP) do have nominal participation in local government election in Sindh.

¹Information taken from <http://www.dawn.com/news/1075347/amended-lg-ordinances-passed-amid-opposition-walkout>, accessed on October 31, 2015



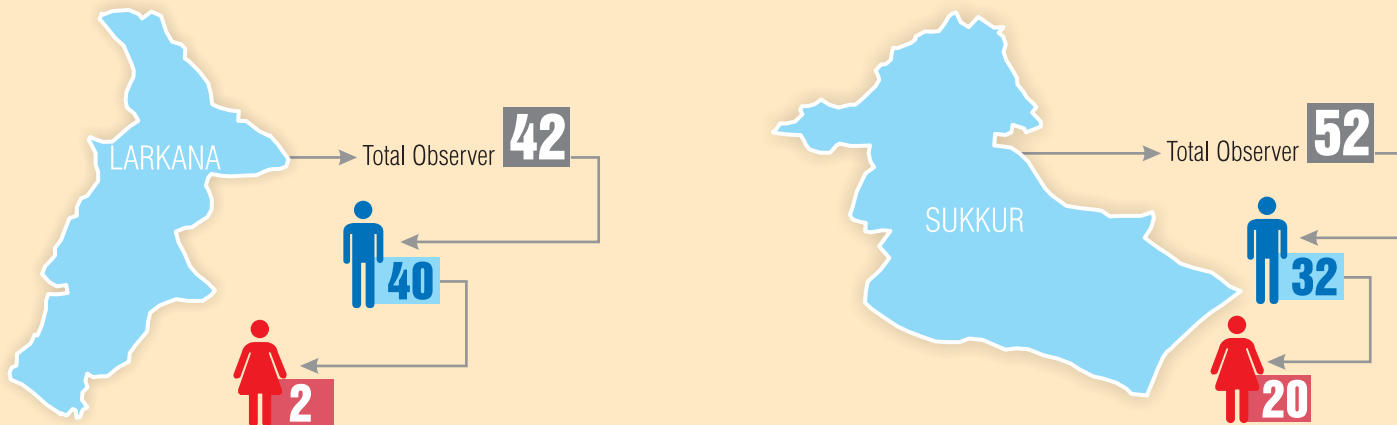
1 SCOPE AND METHODOLOGY OF FAFEN OBSERVATION

FAFEN observation is aimed at systematic documentation of procedural irregularities in electoral exercise through direct observation in order to produce objective, non-partisan, independent and evidence-based analytical reports on the quality of voting, counting and consolidation processes, and suggest recommendations and reforms to improve the quality of future elections. FAFEN's goal is to enable citizens and candidates to vote and contest freely without any inducement and fear, guarantee equal representation and strengthen democracy in Pakistan by striving for transparent and accountable election system.

The observation is conducted in strict compliance with the ECP's Code of Conduct for Observers and FAFEN's own code, which requires observers to be non-partisan, autonomous, independent and accurate in their observations. All observers are required to sign a legal undertaking about their independence and non-partisanship before being incorporated for observation. According to ECP's latest instructions which were passed on to FAFEN at its meeting with ECP officials on October 30, 2015, observers may also be summoned as a witness in any administrative and judicial proceedings. Additionally, ECP has also instructed FAFEN to ensure that observers have their accreditation cards signed by the Presiding Officers of the polling stations they observe. FAFEN will return all the accreditation cards to the ECP as a proof that the polling stations were indeed observed.

FAFEN observers are volunteer citizens of Pakistan who are trained at a day-long training session which exhaustively covers laws and rules that deal with voting, counting and consolidation processes. The observers are provided checklists based on electoral laws and rules to ensure that observations would be documented uniformly, minimizing subjectivity and enhancing accuracy. Moreover, observers are barred from talking to media in line with the ECP Code. Only authorized personnel of FAFEN are allowed to speak to media.

FAFEN actually planned to deploy 356 observers – 306 male and 50 female – to observe 1,084 polling stations



located in eight districts. Each observer was required to observe at least four polling stations in every sampled Union Council and one in each Ward. Observers spent at least an hour in every polling station to document their observation at three levels – polling environment outside polling stations, voting processes inside polling stations and voting environment in each booth of a polling station. District wise breakdown of the observers deployed is table 1.

To complement its direct observation, FAFEN set up a call center where 20 agents collected information from observers throughout Election Day. In addition, a media monitoring cell was also set up. This preliminary report is based on the information collected from the observers as well as media monitoring. However, both information sources are classified and analyzed separately.

District	Male	Female	Total
Shikarpur	34	2	36
Kashmore	23	6	29
Shahdadkot	37	1	38
Jacobabad	22	9	31
Ghotki	45	10	55
Larkana	40	2	42
Khairpur	73	0	73
Sukkur	32	20	52
Total	306	50	356

2 CONSTITUENCIES AND CONTESTANTS

The first phase of elections was organized in eight out of 27 districts of the province and in 2,333 constituencies. Figures provided by the ECP show that 2,333 seats were contested in direct elections whereas 707 candidates were elected unopposed, taking the number of directly elected candidates to 3,040. However, the breakdown of seats, also provided by the ECP, for general members sums up to 2,917 whereas 472 seats were contested for joint seat of chairmen/vice chairmen in union councils and union committees, taking the total to 3,389 directly contested seats. There is a discrepancy in the number of constituencies for which the ECP has not made any information public .

Seat Categories	No.	General Members	Chairmen/Vice Chairmen
District councils	8	426	
Union councils	426	1,704	426
Urban union committees	46	184	46
Town committees	54	385	
Municipal committees	14	218	
Total	548	2,917	472

Unopposed Returned Candidates

A significant number of constituencies – more than one-fifths of the directly elected seats – at various tiers returned candidates unopposed. The breakdown for seats on which these candidates were elected, was not provided by the ECP.

Contested Seats

Apart from 707 constituencies where candidates emerged victorious unopposed, as many as 10,087 candidates contested on 3,389 seats (or 3,040, whichever is correct). Again, no breakdown of candidates contesting for each type of seat was provided by the ECP.

Voter Statistics

The total number of registered voters for Sindh Local Government Election 2015 witnessed an increase of 8.3% over the number of registered voters in General Election 2013. Registered voters increased from 4,264,554 in 2013 to 4,617,024 in 2015. Gender-wise, male registered voters showed a greater increase, 8.6%, than their female counterparts, which showed an increase of 7.9%. However, the comparison between number of registered voters

might not be entirely accurate, keeping in view the fact that Sukkur-Shikarpur, Jacobabad-Kashmore, and Kamber Shahdadkot-Larkana are grouped together to form one National Assembly constituency each, due to which number of registered voters in these areas is not available on district-basis.

District	Registered voters in General Election 2013			Registered voters in local government election 2015			Percentage change		
	Male	Female	Total	Male	Female	Total	Male	Female	Overall
Ghotki	320,223	247,842	568,065	346,008	268,374	614,382	8.05%	8.28%	8.15%
Khairpur	463,081	375,421	838,502	510,942	419,401	930,343	10.34%	11.71%	10.95%
Sukkur	550,462	466,051	1,016,513	315,376	255,148	570,524	7.65%	7.14%	7.42%
Shikarpur				277,217	244,171	521,388			
Jacobabad	407,623	340,549	748,172	223,160	196,552	419,712	8.32%	8.18%	8.26%
Kashmore				218,372	171,860	390,232			
Kamber Shahdadkot	583,175	510,127	1,093,302	299,958	247,899	547,857	8.65%	5.23%	7.06%
Larkana				333,649	288,917	622,586			

Polling Stations

ECP established 4,019 polling stations across the eight districts where election took place during the first phase, averaging at 1,149 voters per polling station. The highest number of registered voters was in Khairpur, which also had the highest number of polling stations established in the district. A total of 795 polling stations were established in Khairpur for 930,343 voters, averaging at 1,170 voters per polling station. Another 532 polling stations were established for 622,586 registered voters in Larkana, averaging at 1,170 voters per polling station. Similarly, for 614,382 voters registered in Ghotki, 474 polling stations were established, taking the average voters per polling station to 1,296. The table below shows the number of polling stations established in each district and the average voters per polling station.

Sr. No.	District	Highly Sensitive PS	Sensitive PS	Normal PS	Total PS	Registered Voters	Avg. Voters/PS
1	Shikarpur	81	255	126	462	521,388	1,129
2	Larkana	61	173	298	532	622,586	1,170
3	Jacobabad	39	273	174	486	419,712	864
4	Kashmore	114	90	110	314	390,232	1,243
5	Kamber Shahdadkot	155	131	186	472	547,857	1,161
6	Sukkur	184	130	170	484	570,524	1,179
7	Khairpur	350	328	117	795	930,343	1,170
8	Ghotki	69	177	228	474	614,382	1,296
Total		1,053	1,557	1,409	4,019	4,617,024	1,149

2 MAJOR OBSERVATION FINDINGS

Restriction on Observation

One of the positives of Khyber Pakhtunkhwa Local Government Elections was the proactive cooperation between the ECP and the Khyber Pakhtunkhwa government to grant FAFEN and other civil society organizations and observer groups access to observation of electoral process. However, contrary to that experience, the process of accreditation for Sindh as well as Punjab Local Government Elections was made more complicated than ever. FAFEN requested the ECP for accreditation of its observers on September 15, 2015 to which no response from ECP was received. On reminding the ECP on October, 19, 2015, the ECP replied with a letter stating that accreditation could only be provided once security clearance for all the observers (more than 3,500) was provided. This letter from ECP was received on October 22, 2015, hardly a week before Election Day, making an already uphill task humanly impossible. According to media reports, the same condition was also imposed on observers of Human Rights Commission of Pakistan (HRCP). This attracted heavy criticism from media, political parties, including Pakistan Muslim League-Nawaz (PML-N), PTI, Pakistan Muslim League-Quaid-e-Azam Group (PML-Q) and MQM, and civil society, which attributed independent observation as central to transparency and stakeholders' trust in elections as it provided an unbiased source of information on the quality of electoral processes.

Succumbing to the pressure from all stakeholders involved and, more so, from a federal cabinet member, ECP agreed to meet FAFEN management to resolve the issue. The meeting culminated in an alternative, and much more agreeable solution of the problem. ECP agreed to provide accreditation for all observers, given an organizational undertaking accepting full responsibility of the character, security and non-partisanship of its observers. Following the provision of the aforementioned undertaking from FAFEN, the ECP granted permission to observe election in the late hours of October 29, 2015, literally hours before the Election Day. However, FAFEN acknowledges the

District	Total Observers Planned to be Deployed			Polling Stations Observed
	Male	Female	Total	
Shikarpur	34	2	36	144
Kashmore	23	6	29	116
Shahdadkot	37	1	38	152
Jacobabad	22	9	31	124
Ghotki	45	10	55	167
Larkana	40	2	42	168
Khairpur	73	0	73	73
Sukkur	32	20	52	140
Total	306	50	356	1084

support extended by ECP Secretary Babar Yaqub Fateh Muhammad, Additional Secretary Fida Muhammad, Director General Public Relations Iftikhar Raja, Director Public Relations Altaf Ahmed and Deputy Director Public Relations Khurshid Alam in ensuring that FAFEN observers were provided the required cards from District Returning Officers.

Unlike Punjab, where more than one-fourths of the observers were still not accredited after ECP's instructions, all observers that FAFEN deployed to plan in Sindh were provided with accreditation cards by the respective DROs.

FAFEN established a call center for prompt reporting of any major incidents taking place on the observed polling stations. The call center agents contacted observers on 145 polling stations across seven of the eight districts in Sindh where election was held. Of these FAFEN observers were reported to be barred from observation at 11 (7.5%) polling stations.

Of the 11 polling stations where observers were reported to have been denied entry for observation, four each were located in Ghotki and Larkana, two were located in Sukkur while one observer was barred from observation at a polling station in Jacobabad.

Table 1: Observers Barred from Observation

Sr. No.	District	Number of Observers on Polling Stations Contacted on Election Day	Number of Polling Stations where Observation was Barred	Number of Polling Stations where Observation was Allowed
1	Ghotki	26	4	22
2	Jacobabad	19	1	18
3	Kamber Shahdadkot	7	0	7
4	Kashmore	15	0	15
5	Khairpur	0	0	0
6	Larkana	16	4	12
7	Shikarpur	42	0	42
8	Sukkur	20	2	18
	Total	145	11	134

Election Day Violence

Of the 134 polling stations from where the Election Day observation reports were collected, six (4.4%) were reported to have incidence of violence during the polling process. Of these, three were located in Jacobabad and one each in Ghotki, Kashmore and Sukkur.

Table 2: Election Day Violence

District	Number of Polling Stations Reporting on Election Day	Number of Polling Stations Reporting Violation	Percentage
Ghotki	22	1	4.5%
Jacobabad	18	3	16.7%
Kamber Shahdadkot	7	0	0.0%
Kashmore	15	1	6.7%
Larkana	12	0	0.0%
Shikarpur	42	0	0.0%
Sukkur	18	1	5.6%
Total	134	6	4.5%

Attendance of Polling Officials

As per the observation of 134 polling stations reporting on Election Day, all polling stations had polling officials present inside them.

Opening of Polling Stations

Delayed opening of polling stations was reported by 11 (8.2%) of the polling stations from which the information was gathered – 25% in Larkana, 16.7% in Jacobabad and Sukkur, 4.5% in Ghotki and 2.5% in Shikarpur.

Table 4: Opening of Polling Stations

District	Number of Polling Stations Reporting on Election Day	Number of Polling Stations Reporting Violation	Percentage
Ghotki	22	1	4.5%
Jacobabad	18	3	16.7%
Kamber Shahdadkot	7		0.0%
Kashmore	15		0.0%
Larkana	12	3	25.0%
Shikarpur	42	1	2.4%
Sukkur	18	3	16.7%
Total	134	11	8.2%

Availability of Election Materials

There were 134 polling stations from which reports regarding availability of election materials on polling stations were collected. Of these, one case each of insufficient polling material was reported from Shikarpur, Sukkur and Jacobabad. All other polling stations had the required election material available on time.

Table 4: Availability of Election Materials

District	Number of Polling Stations Reporting on Election Day	Number of Polling Stations Reporting Violation	Percentage
Ghotki	22		0.0%
Jacobabad	18	1	5.6%
Kamber Shahdadkot	7		0.0%
Kashmore	15		0.0%
Larkana	12		0.0%
Shikarpur	42	1	2.4%
Sukkur	18	1	5.6%
Total	134	3	2.2%

Role of Police/Security Forces

Of the 134 polling stations from where the information was collected on Election Day, 82 (61.2%) were reported to have security officials present inside the premises of polling stations. Most of the polling stations where such incidents took place were in Kashmore as security officials were present inside 14 (93.3%) out of 15 polling stations, followed by Ghotki (90.9%); Sukkur (88.9%), Kamber Shahdadkot (85.7%), Jacobabad (72.2%); Larkana (50%) and Shikarpur (16.7%).

Table 5: Role of Police/Security Forces

District	Number of Polling Stations Reporting on Election Day	Number of Polling Stations Reporting Violations	Percentage
Ghotki	22	20	90.9%
Jacobabad	18	13	72.2%
Kamber Shahdadkot	7	6	85.7%
Kashmore	15	14	93.3%
Larkana	12	6	50.0%
Shikarpur	42	7	16.7%
Sukkur	18	16	88.9%
Total	134	82	61.2%

Party Materials Inside Polling Stations

According to the reports by observers reporting from 134 polling stations, party or candidates' campaign material was present inside 7 (5.2%) polling stations. Such reports were collected from 8.3% polling stations in Larkana, 7.1% in Shikarpur, 6.7% in Kashmore and 5.6% each in Jacobabad and Sukkur.

Table 6: Party Materials Inside Polling Station

District	Number of Polling Stations Reporting on Election Day	Number of Polling Stations Reporting Violation	Percentage
Ghotki	22	0	0.0%
Jacobabad	18	1	5.6%
Kamber Shahdadkot	7	0	0.0%
Kashmore	15	1	6.7%
Larkana	12	1	8.3%
Shikarpur	42	3	7.1%
Sukkur	18	1	5.6%
Total	134	7	5.2%

Secrecy of Voting

According to the reports by observers reporting from 134 polling stations, party or candidates' campaign material was present inside 7 (5.2%) polling stations. Such reports were collected from 8.3% polling stations in Larkana, 7.1% in Shikarpur, 6.7% in Kashmore and 5.6% each in Jacobabad and Sukkur.

Table 8: Secrecy of Voting

District	Number of Polling Stations Reporting on Election Day	Number of Polling Stations Reporting Violation	Percentage
Ghotki	22	1	4.5%
Jacobabad	18	3	16.7%
Kamber Shahdadkot	7	0	0.0%
Kashmore	15	0	0.0%
Larkana	12	3	25.0%
Shikarpur	42	1	2.4%
Sukkur	18	3	16.7%
Total	134	11	8.2%

Neutrality of Election Staff

At all but one polling station from where the reports were received, the polling staff was found to be maintaining a neutral behavior. At one polling station of Kashmore, staff was observed to be accompanying voters behind the secrecy screen. No such reports were received from the remaining 133 polling stations.

Table 9: Polling Staff accompanying voter behind the secrecy screen

District	Number of Polling Stations Reporting on Election Day	Number of Polling Stations Reporting Violation	Percentage
Ghotki	22		0.0%
Jacobabad	18		0.0%
Kamber Shahdadkot	7		0.0%
Kashmore	15	1	6.7%
Larkana	12		0.0%
Shikarpur	42		0.0%
Sukkur	18		0.0%
Total	134	1	0.7%

Canvassing Inside Polling Stations

The ECP's Code of Conduct for political parties and contesting candidates strictly bars candidates or their supporters from any campaigning within 200 yards limit of the polling station. However, FAFEN observers found four incidents in Jacobabad, where party workers were found to be persuading voters in their favor. Meanwhile, security personnel were also pushing voters to vote in favor of a specific candidate or party at three polling stations in the same district, and in one polling station each in Larkana and Shikarpur.

Table 9: Polling Staff accompanying voter behind the secrecy screen

District	Number of Polling Stations Reporting on Election Day	Candidate or Party Workers persuading voters for some party or candidate	Political Leader persuading voters for some party or candidate	Influential person persuading voters for some party or candidate	Security personnel persuading voters for some party or candidate
Ghotki	22				
Jacobabad	18	4			3
Kamber Shahdadkot	7				
Kashmore	15				
Larkana	12				1
Shikarpur	42				1
Sukkur	18				
Total	134	4	0	0	5

Partisan Influence on Election Staff

Of the 134 polling stations observed and reporting on election staff were collected, exercise of undue influence was reported from one out of 15 polling stations in Kashmore. All the other polling stations from where the reports were collected on the Election Day remained clear of any such occurrence.

Table 10: Partisan Influence on Election Staff

District	Number of Polling Stations Reporting on Election Day	Number of Polling Stations Reporting Violation	Percentage
Ghotki	22		0.0%
Jacobabad	18		0.0%
Kamber Shahdadkot	7		0.0%
Kashmore	15	1	6.7%
Larkana	12		0.0%
Shikarpur	42		0.0%
Sukkur	18		0.0%
Total	134	1	0.7%

Interruption in Polling

As many as five out of 134 polling stations reported disruptions during voting. Of these, two each were located in Ghotki and Sukkur and one in Jacobabad.

District	Number of Polling Stations Reporting on Election Day	Polling Station / Both closed / Break during Voting	Polling Station Captured
Ghotki	22	2	
Jacobabad	18	1	
Kamber Shahdadkot	7		
Kashmore	15		
Larkana	12		
Shikarpur	42		
Sukkur	18	2	
Total	134	5	0

Voter Grievances

FAFEN observers collected information regarding voter grievances from 134 polling stations located across eight districts of Sindh where elections were held. Of these, voters at four polling stations were reported to have complaints regarding electoral process – 2 (11.1%) polling stations in Jacobabad, one (4.5%) polling station in Ghotki and one (2.4%) polling station in Shikarpur. These grievances mostly included complaints against last minute change in polling station.

District	Number of Polling Stations Reporting on Election Day	Number of Polling Stations Reporting Violation	Percentage
Ghotki	22	1	4.5%
Jacobabad	18	2	11.1%
Kamber Shahdadkot	7		0.0%
Kashmore	15		0.0%
Larkana	12		0.0%
Shikarpur	42	1	2.4%
Sukkur	18		0.0%
Total	134	4	3.0%

Barred from Observation Counting Process

At seven polling stations across Sindh, FAFEN observers were barred from observing the counting process. Presiding Officers stopped observers at three polling stations of Larkana, two polling stations of Sukkur and one each of Ghotki and Jacobabad.

District	Number of Polling Stations Reporting on Election Day	Number of Polling Stations Reporting Violation	Percentage
Ghotki	22	1	4.5%
Jacobabad	18	1	5.6%
Kamber Shahdadkot	7	0	0.0%
Kashmore	15		0.0%
Larkana	12	3	25.0%
Shikarpur	42		0.0%
Sukkur	18	2	11.1%
Total	134	7	5.2%

ABOUT FAFEN

- FAFEN is one of the most credible networks of civil society organizations working for strengthening citizens' voice and accountability in Pakistan since 2006.
- FAFEN has harnessed information technology for real-time monitoring, facilitation and technical backstopping of partners for effective and result-based program delivery.
- FAFEN is the only civil society group to have been invited by the Judicial Commission to present the evidence of illegalities and irregularities documented through the course of General Elections 2013 Observation. The systemic and procedural issues identified by FAFEN have been acknowledged by the commission in its detailed findings.
- FAFEN's recommendations for electoral reforms have contributed to the work of Parliamentary Committee for Electoral Reforms.
- FAFEN's advocacy for parliamentary transparency, accountability and reforms has shaped public discourse on parliamentary reforms. Improved citizens' access to parliamentary information including daily public release of parliamentarians' attendance records can be directly attributed to FAFEN's work.
- FAFEN deployed 18,000 and 40,000 non-partisan and trained observers for the systematic observation of general election 2008 and 2013, respectively, largest citizens' observation ever undertaken in Pakistan.
- FAFEN's evidence and recommendations for reforms have improved the quality of public and political discourse on elections, its issues and need for reforms. Leading political parties and media houses extensively use FAFEN's election findings and analysis to build a case for reforms.
- With around 14,000 followers on Twitter and around 65,000 on Facebook, FAFEN is considered one of the most reliable sources of electoral and parliamentary information in the country.

WWW.OPENPARLIAMENT.PK | WWW.FAFEN.ORG | WWW.PARLIAMENTFILES.COM

