



# GENERAL ELECTION 2018

# FAFEN'S ELECTION OBSERVATION REPORT

## Voter Turnout in GE-2018

August 12, 2018



Although national voter turnout decreased marginally from 53.62% in 2013 to 51.99% in General Election 2018 (GE-2018), as many as 8.45 million more voters turned out to vote as compared to General Election 2013 (GE-2013), indicating an abiding commitment and interest of citizens to exercise their right to choose their government representatives.

The significant increase in the number of voters is primarily due to an unprecedented increase in voter registration between the two general elections – from 86.18 million in 2013 to 105.96 million in 2018. The increase in the number of registered voters in the five years between the 2013 and 2018 elections (19.77 million) was more than the increase in the 10 years between the 2002 and 2013 elections (14.27 million). Similarly, between polls in 2002 and 2008, only 8.88 million were added to the electoral rolls, and between polls in 2008 and 2013, the voter population increased by a mere 5.39 million.

The remarkable growth in registered voters for GE-2018 may be explained by a heightened emphasis on voter registration

This analysis is based on the Provisional Results of 270 National Assembly and 570 Provincial Assembly constituencies of General Election 2018 released by the Election Commission of Pakistan (ECP). The turnout data is based on ECP Form-47 (Provisional Consolidated Statement of Results of the Count) from each of these constituencies, which are available on the ECP website. This data may slightly increase after the ECP releases final consolidated results, which also include the number of postal ballots. The statistics on voter turnout during previous elections have been taken from ECP's reports on respective elections.

following the enactment of Elections Act, 2017. Sections 12(c), 47 and 48 of the Act require the Election Commission of Pakistan to facilitate maximum voter enrolment, especially by women. ECP's Gender and Disability Group, District Voter Education Committees (DVECs) and synergies with civil society were among the key factors in augmenting the GE-2018 electoral rolls.

**Table 1: Region-wise Votes Polled for National Assembly Constituencies since GE-2002**

Region	GE-2002		GE-2008		GE-2013		GE-2018	
	Registered Voters	Polled Votes	Registered Voters	Polled Votes	Registered Voters	Polled Votes	For only 270 NA Constituencies	
							Registered Voters	Polled Votes
Balochistan	3,926,843	1,164,970	4,365,274	1,367,001	3,336,662	1,300,628	4,300,042	1,940,982
ICT	384,070	196,719	482,801	241,531	625,969	389,976	765,445	445,827
KP including FATA	10,207,513	3,434,364	11,941,577	3,974,116	14,004,478	5,984,014	17,828,653	7,797,877
Punjab	41,253,858	18,996,880	44,500,257	21,442,088	49,259,342	28,760,265	59,880,956	33,937,762
Sindh	16,141,566	6,179,416	19,506,473	8,612,336	18,963,377	9,782,599	22,393,002	10,554,017
<b>Total</b>	<b>71,913,850</b>	<b>29,972,349</b>	<b>80,796,382</b>	<b>35,637,072</b>	<b>86,189,828</b>	<b>46,217,482</b>	<b>105,168,098</b>	<b>54,676,465</b>
<b>Turnout (Percentage)</b>	<b>41.68%</b>		<b>44.11%</b>		<b>53.62%</b>		<b>51.99%</b>	

**Provincial Voter Turnout Trends.** During GE-2018, almost 5.17 million more voters turned out in Punjab, 1.81 million more in Khyber Pakhtunkhwa (KP) including Federally Administered Tribal Areas (FATA), 0.77 million more in Sindh, 0.64 million in Balochistan and 55,851 more in Islamabad Capital Territory (ICT) as compared to GE-2013. Additional data is presented in later sections of this report.

**Regional and Global Comparison.** Although encouraging, voter turnout in GE-2018 has yet to match the turnout of parliamentary elections regionally and globally. Pakistan ranks with Bangladesh in the South Asian region regarding voter turnout during parliamentary elections. Elections to other neighboring democratic institutions, such as the Nepalese House of Representatives, Sri Lankan Parliament and Indian Lok Sabha, witnessed 78%, 77% and 66% turnout, respectively, during their last elections. Globally, the British House of Commons had a turnout of 69% during its snap elections held in June 2017. Other Westminster-style parliaments, such as the Australian House of Representatives and Canadian House of

Commons, also had turnout as high as 90% and 68% in their last elections, respectively.

**First Full Gender-disaggregated Turnout.** GE-2018 were the first in the country's history for which gender-disaggregated voter turnout was recorded at the polling station level, in compliance with the provisions of Section 91 of the Elections Act, 2017. The votes polled by men and women were separately recorded on Form-45 (Result of the Count) and Form-47 (Provisional Consolidated Statement of Results of the Count).

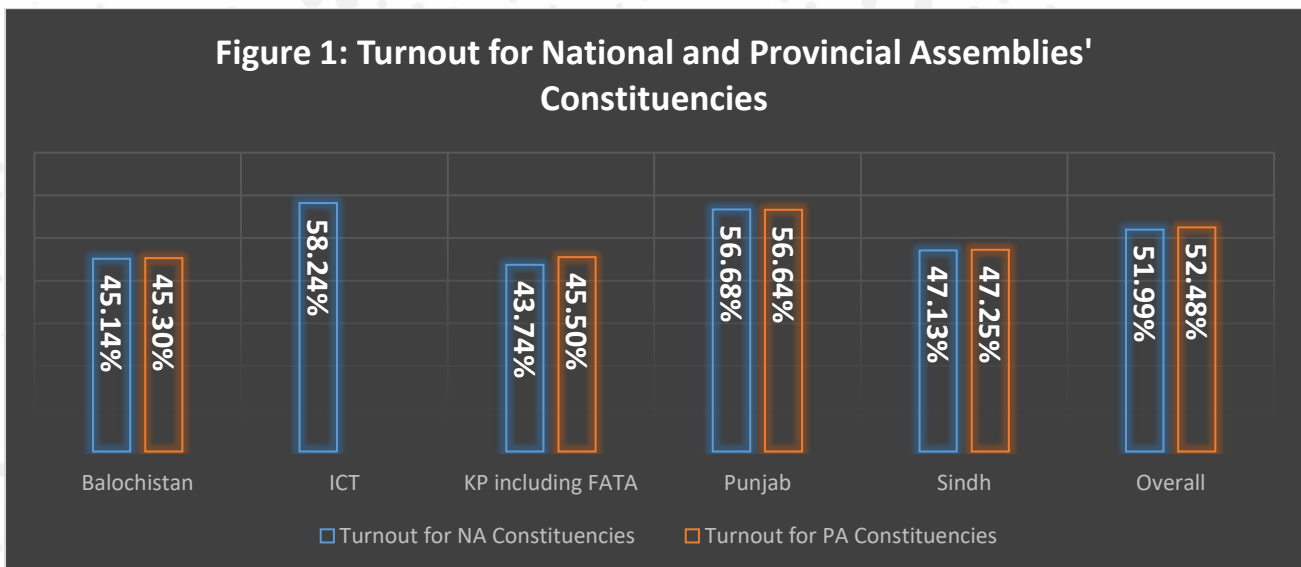
The statistics compiled from Form-47 show that nearly 56.01% of registered male voters turned out to vote for National Assembly (NA) constituencies in GE-2018, while 46.89% of registered women voters exercised their right to vote for NA constituencies. A comparison of GE-2018 women turnout with the turnout at 14,472 women polling stations in GE-2013 (the women polling stations set up in Balochistan are not included in this number) shows a slight decline from 47.2% to 46.89%. More analysis is in later sections of this report.

### National vs Provincial Assemblies Turnout.

Punjab witnessed a slightly higher turnout for NA constituencies (56.68%) than Provincial Assembly (PA) constituencies (56.64%). Contrary to Punjab, the turnout for PA constituencies in Sindh and Balochistan was a little higher than for NA constituencies falling in these provinces. Sindh witnessed a 47.25% turnout for PA constituencies as compared to 47.13% turnout for NA constituencies. Similarly, Balochistan had 45.30% turnout for PA constituencies as compared to 45.14% turnout for NA constituencies. The difference between turnout for NA (43.74%) and PA (45.50%)

constituencies in KP was more than in any other province because of the non-representation of FATA in the provincial assembly as yet. Mainly, the difference between turnout for NA and PA constituencies was because of postponement of elections in two NA and seven PA constituencies. In Punjab, 175,956 more votes were polled for the PA than NA. On the other hand, 113,154 more votes were polled for the NA in Sindh, 40,817 more votes for the NA in Balochistan and 978,484 more votes for the NA in KP including FATA. Refer to Annexure-1 and Annexure-2 for constituency-wise turnout.

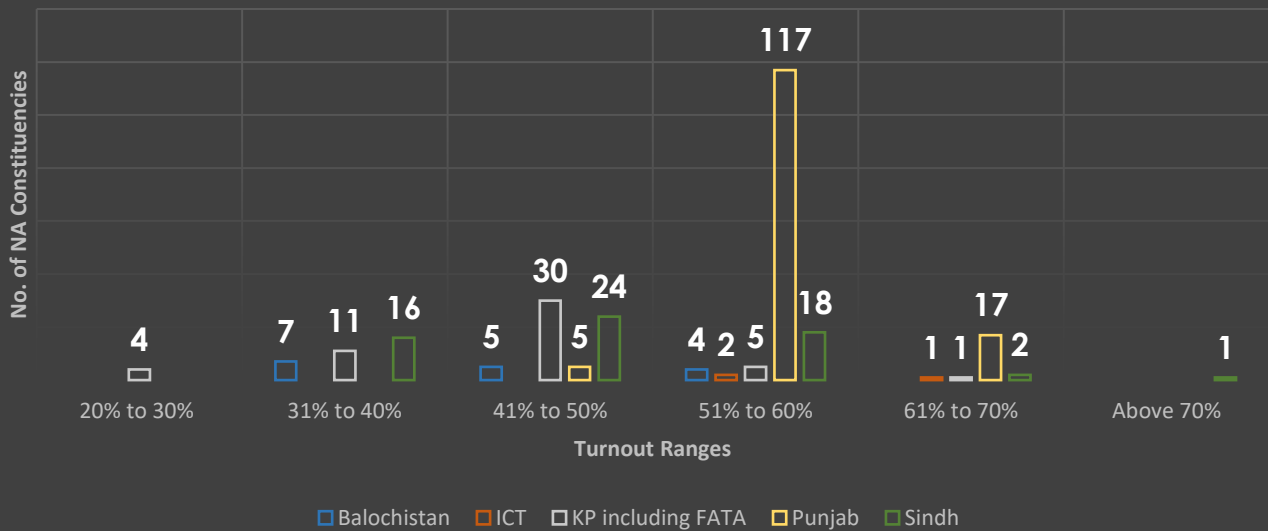
**Figure 1: Turnout for National and Provincial Assemblies' Constituencies**



The highest turnout for any NA constituency was recorded in NA-222 Tharparkar-II where around 70.9% of the registered voters cast their votes, while the lowest was in NA-49 South Waziristan Agency where only 20.71% voters exercised their right to vote. A majority of NA constituencies in Punjab (117 out of 139 constituencies where elections were held)

witnessed a turnout between 51% and 60%, while 17 had a turnout between 61% and 70%. On the other hand, 24 out of 60 constituencies in Sindh and 30 out of 51 constituencies in KP including FATA had a turnout ranging between 41% and 50%. Figure 2 shows the number of NA constituencies categorized by overall voter turnout.

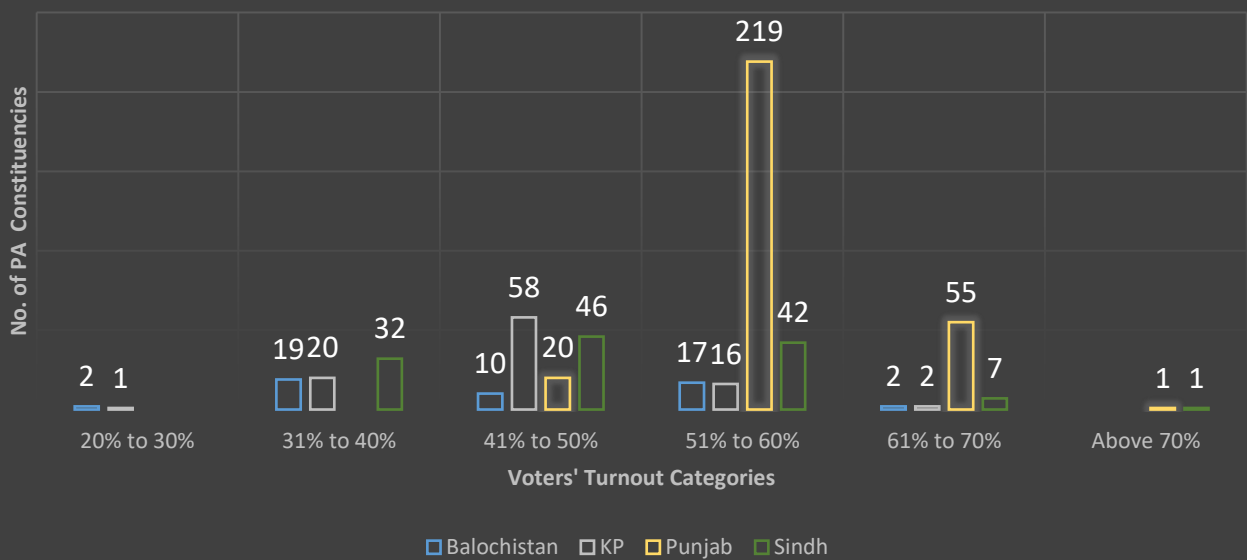
Figure 2: Categorization of NA Constituencies by Turnout Range



Provincial assemblies' turnout also varied greatly. The lowest turnout PA constituency was PK-Hangu II in KP with 26.7% turnout, while the highest turnout constituency was PS-56 Tharparkar-III in Sindh with 73.4% turnout. The highest turnout in a KP Assembly's constituency was 62.4% in PK-95 Dera Ismail Khan-I, while the lowest turnout in a Sindh Assembly's constituency

was 31.7% in PS-16 Kamber Shahdadkot-III. In Punjab, the turnout ranged from 45% recorded in PP-31 Gujrat-IV and 71% witnessed in PP-91 Bhakkar-III. The spectrum of Balochistan PA turnout included 28.6% in PB-9 Kohlu and 65.1% in PB-8 Barkhan. Figure 3 shows the number of PA constituencies categorized by overall voter turnout.

Figure 3: Categorization of PA Constituencies by Turnout Range



# GENDER-DISAGGREGATED VOTER TURNOUT<sup>1</sup>

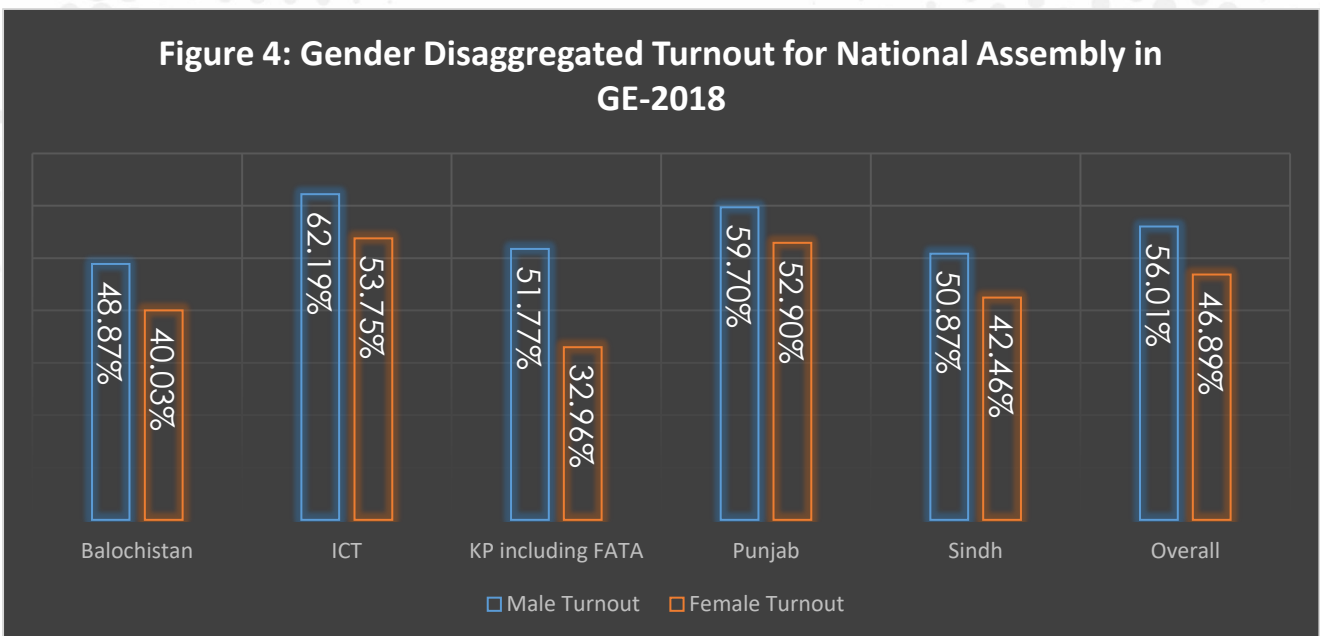
The female voter turnout in GE-2018 was comparatively lower than male voter turnout across the country and across assemblies. Only 46.89% of registered women voters cast their ballots for the National Assembly as compared to 56.07% registered men voters. In absolute figures, 11.18 fewer women polled their votes on election day as compared to men. This data is not surprising since there are approximately 12 million fewer women on the electoral rolls than men.

In Punjab, male turnout was 48.87% and female turnout 40.03%, while 5.75 million fewer women voters turned out for polls than men. In Sindh, male turnout was 50.87% against 42.46% female turnout, with 2.09 million fewer female votes than men.

In KP including FATA, the difference between male turnout (51.77%) and female turnout (32.96%) was starker than any other province, with 2.77 million fewer women than men turning out to vote in the region. In Balochistan, male turnout remained 48.87% against a female turnout of 40.03%, with 0.48 million fewer women than men exercising their right to vote.

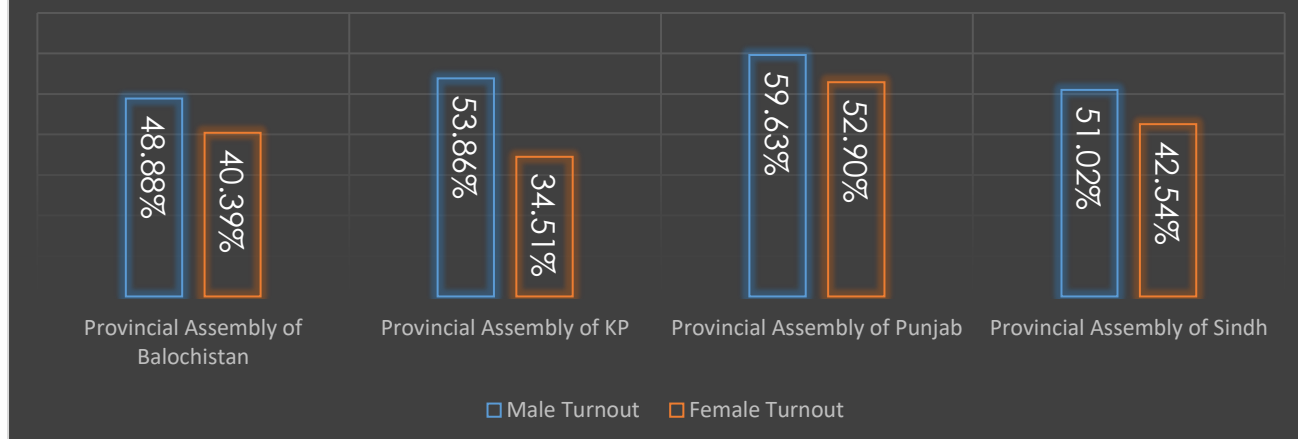
The turnouts for provincial assemblies also depict a similar picture with 10.66 million fewer women voting for 570 PA constituencies than men. Refer to Figures 4 and 5 for gender-disaggregated turnout for National and Provincial Assemblies.

**Figure 4: Gender Disaggregated Turnout for National Assembly in GE-2018**



<sup>1</sup> Gender disaggregated turnout used in this section was calculated by dividing the votes polled by women with the total registered women voters. Calculating this way, less than 10% women turnout does not have any legal implications as the provisions of Section 9 of the Elections Act, 2017 regarding restriction on women voting apply only in the scenario in which votes polled by women in a constituency are less than 10% of the total polled votes in that constituency.

**Figure 5: Gender Disaggregated Turnout for Provincial Assemblies in GE-2018**



The female turnout was above 70% in five constituencies – NA-221 Tharparkar-I, NA-222 Tharparkar-II, PS-54 Tharparkar I, PS-55 Tharparkar II and PS-56 Tharparkar III. Only one out of four PA constituencies in Tharparkar had a female turnout below 70%. The female turnout remained higher than male turnout in these constituencies, and their overall voter turnout was the highest across the country.

Moreover, in three KP constituencies – two NA and a PA – female turnout remained less than 10% of the total polled votes. Election Act, 2017 Section 9 empowers the ECP to declare polling void if the female turnout was less than 10% of the polled votes in the constituency. The relevant constituencies are listed in Table 2 with the number of women votes, total votes and percentage of women votes.

**Table 2: List of Constituencies with Female Turnout 10% or Less of the Polled Votes**

Constituency	Votes Polled by Women	Total Votes Polled	Percentage of Women Votes
NA-10 Shangla	12,663	128,302	9.9%
NA-48 North Waziristan Agency Tribal Area-IX	6,354	63,954	9.9%
PK-23 Shangla-I	3,505	69,827	5%

The highest male turnout (71.57%) and the highest female turnout (63.57%) for any NA constituency in Punjab was recorded in NA-98 Bhakkar-II, while the lowest male turnout in the province (48%) was in NA-70 Gujrat III and the lowest female turnout (40.29%) in NA-124 Lahore II. Four NA constituencies in Punjab had a male turnout between 41% and 50%; 74

constituencies between 51% and 60%; 60 constituencies between 61% and 70%; and one constituency had male turnout above 70%. Categorized by female turnout, as many as two NA constituencies in Punjab had a female turnout between 31% and 40%; 33 constituencies between 41% and 50%; 98 constituencies between 51% to 60%; and six constituencies between 61%

and 70%. ICT's three constituencies, namely NA-52, NA-53 and NA-54, had male turnout of 67.14%, 61.08% and 58.46% respectively, while female turnout in these constituencies was 60.96%, 51.36% and 49.46%, respectively.

In Sindh, the highest male turnout (70.52%) was recorded in NA-222 Tharparkar II and the lowest male turnout (36.84%) in NA-203 Kamber Shahdadkot-II. The highest female turnout (72.84%) was witnessed in NA-221 Tharparkar I and lowest female turnout (27.19%) in NA-250 Karachi West-III. Besides the highest and lowest male turnout constituencies in Sindh, 26 NA constituencies had a male turnout between 41% and 50%, while male turnout in 28 constituencies was between 51% and 60%. Categorized by female turnout, five NA constituencies in the province witnessed a turnout between 21% to 30%, women turnout in 23 constituencies was between 31% and 40%, females voted in 19 constituencies at rates between 41% and 50%, 11 constituencies between 51% and 60% and three constituencies above 60%.

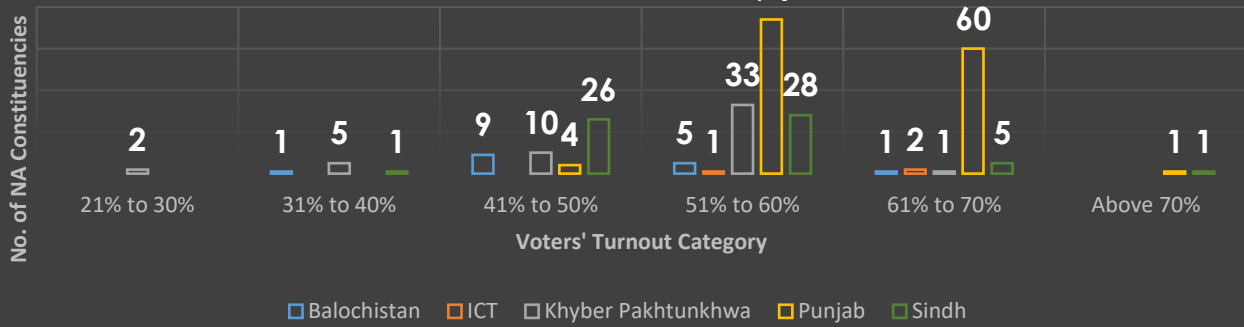
In KP, the highest male turnout (60.98%) was recorded in NA-38 Dera Ismail Khan I and the lowest male turnout (25.68%) in NA-49 South Waziristan Agency-I Tribal Area-X. The highest female turnout (61.57%) was witnessed in NA-1 Chitral and lowest female turnout (7.81%) in NA-10 Shangla. The maximum female turnout did not cross 50% in any of KP's 51 NA constituencies except one. Five NA constituencies in KP had a male turnout between 31% and 40%, 10 constituencies

between 41% and 50%, and 33 constituencies between 51% and 60%, while two constituencies had a below 30% male turnout. Categorized by female turnout, as many as six NA constituencies in the province witnessed a turnout between 11% and 20%, 15 constituencies between 21% to 30%, 17 constituencies between 31% and 40%, and nine constituencies between 41% and 50% women turnout. Three constituencies had a below 10% female turnout (see Table 2) and one had above 60% turnout.

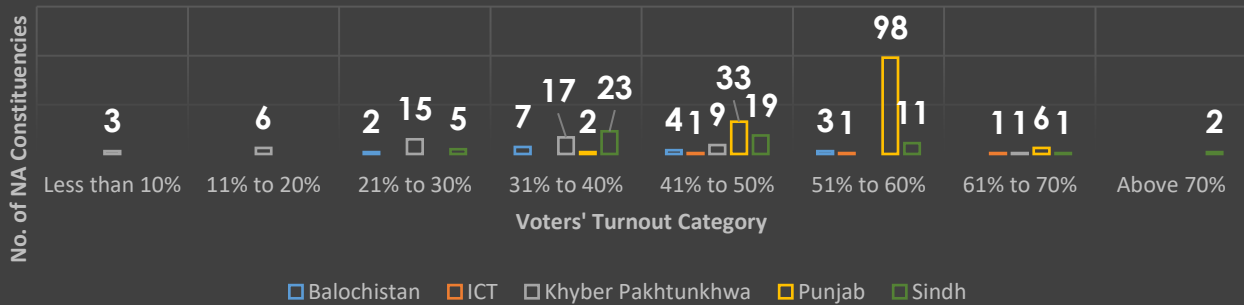
In Balochistan, the highest male turnout (61.65%) was recorded in NA-258 Loralai-cum-Musa Khail-cum-Ziarat-cum-Dukki-cum-Harnai and the lowest male turnout (37.07%) in NA-271 Kech. The highest female turnout (56.94%) was witnessed in NA-268 Chagai-cum-Nushki-cum-Kharan and lowest female turnout (24.96%) in NA-266 Quetta-III. Nine NA constituencies in Balochistan had a male turnout between 41% to 50% and five constituencies between 51% and 60%. One constituency had an above 60% and one below 40% male turnout. Categorized by female turnout, two NA constituencies in the province witnessed below 30% women turnout, seven constituencies had turnout between 31% and 40%, four constituencies between 41% and 50% and three constituencies between 51% and 60% women voter turnout.

Refer to Figures 6 and 7 for categorization of NA constituencies and Figures 8 and 9 for categorization of PA constituencies by male and female turnout ranges.

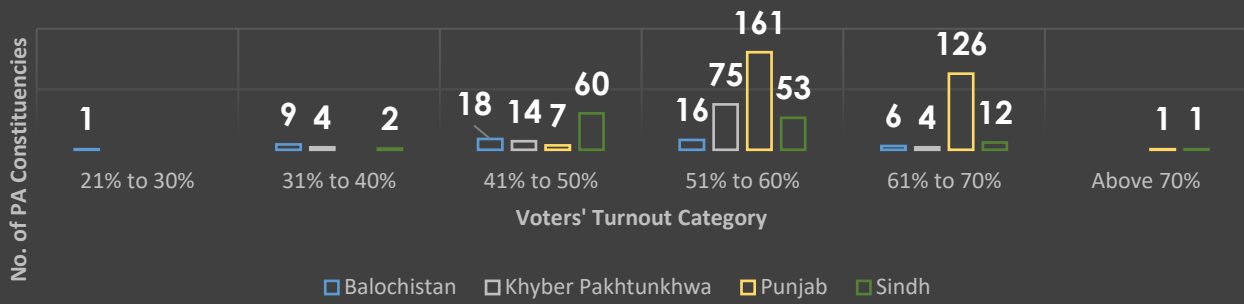
### Figure 6: Categorization of NA Constituencies by Male Turnout



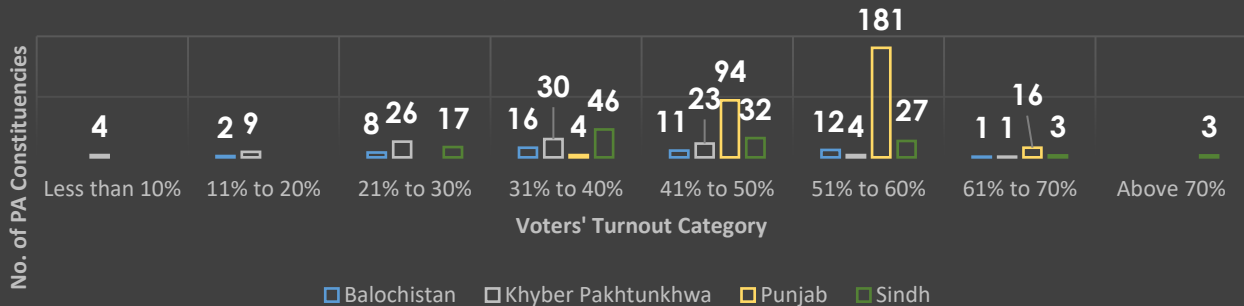
### Figure 7: Categorization of NA Constituencies by Female Turnout



### Figure 8: Categorization of Provincial Assemblies' Constituencies by Male Turnout



### Figure 9: Categorization of Provincial Assemblies' Constituencies by Female Turnout





## DISTRICT-WISE ANALYSIS OF NATIONAL ASSEMBLY TURNOUT

GE-2018 were held on the basis of a delimitation of constituencies carried out after the enactment of the Elections Act, 2017. Newly demarcated constituencies vary in geographical limits as well as demographic characteristics from the constituencies at the time of GE-2013, making it difficult to compare the recent turnout with the previous elections' turnout. However, a district-to-district comparison of voter turnout can be revealing about changing turnout patterns. The following is a district-wise comparison of the turnout during GE-2013 and GE-2018.

Regionally, the voter turnout declined in most parts of the country except Khyber Pakhtunkhwa (KP) and Balochistan. The 2018 turnout in KP registered a slight growth from 2013's 42.7% to 43.7% in 2018, while Balochistan turnout jumped from 38.9% to 45.1% since the previous general elections. Meanwhile, Punjab, Sindh and ICT witnessed lower turnouts as compared to previous elections. Refer to Table 1 for regional turnouts since GE-2002.

### 1 Khyber Pakhtunkhwa

The 2018 turnout in KP showed a mixed trend, with slight variations from 2013 turnout in most districts, while a few districts had remarkable deviations from previous elections' turnout. Like 2013, the single-constituency-district of Chitral witnessed the highest turnout (61%) in the province. North Waziristan Agency's sole constituency recorded a turnout of 48.6% in the past election, which dropped to 23.3% in GE-2018, the lowest in the province and second lowest in the country. This plunging turnout phenomenon was also witnessed in Khyber Agency, Kurram Agency and Dera Ismail Khan. Kurram Agency's turnout declined from 58.4% to 39.2% in five years, and Khyber Agency's turnout from 41.3% to 31.1%. In the

previous delimitation, Dera Ismail Khan (D.I. Khan) had two constituencies, one of which was shared with Tank district. Both districts had a cumulative turnout of 55% in 2013. In the fresh delimitation, D.I. Khan got two constituencies of its own, while Tank was given a separate constituency. The cumulative turnout in D.I. Khan constituencies dropped to 31.4%, while Tank's turnout remained 43.7%. On the other hand, Bajaur Agency's turnout jumped up to 39.6% from 29.6% between two elections. Similarly, the Upper Dir and Lower Dir constituencies had a joint turnout of 31.5% in 2013, which increased to 46.6% in Lower Dir and 48.3% in Upper Dir during the recent polls.

### 2 Punjab

The turnout in Punjab districts witnessed a generally declining trend, except Dera Ghazi Khan (D.G. Khan) where the turnout registered a slight increase from 51.8% to

52.2%. Among provincial districts, Pakpattan had the largest turnout slump from 65.3% to 58.6%. Bhakkar had the highest turnout during GE-2013 (68.7%) as well as GE-2018



(67%), whereas D.G. Khan had the lowest turnout (51.3%) in 2013 and Vehari (50%) in 2018. No extraordinary deviations from usual turnouts were observed in Punjab.

## 3 Sindh

Nearly all districts in Sindh had a lower turnout than previous elections with the exception of Tharparkar, where the turnout registered a slight increase from 69% in 2013 to 70% in 2018, which is also the highest turnout across provinces. On the other hand, 36.4% turnout in district Kashmore was the lowest in the province. Notably, Karachi

Central, Karachi West, Korangi and Thatta districts recorded the highest turnout dips. Karachi Central's turnout decreased from 57.3% to 39.2%, Thatta's turnout from 61.4% to 43.4%, Karachi West's turnout from 53.3% to 40.4%, and Korangi's turnout from 53.9% to 39.1% in five years.

## 4 Balochistan

Although Balochistan witnessed an overall increasing turnout in 2018, a constituency-wise comparison of turnouts reveals that only eight constituencies as compared to ten in 2013 had an above 40% turnout across the province. In 2013, the highest turnout in the province was 61.5% in the constituency that includes Kachhi and Jhal Magsi districts. In 2018, the highest turnout came down to

56.02%, recorded in the shared constituency of Lasbela and Gwadar districts. The constituency that Gwadar shared with Kech in the previous delimitation had the lowest turnout (16.01%) in 2013, but the lowest turnout in 2018 was 20.58%, recorded in the shared constituency of Chagai, Nushki and Kharan districts.

## Annexure - 1 NATIONAL ASSEMBLY TURNOUT

*All turnouts are in percentage*

Constituency	Male Turnout	Female Turnout	Overall Turnout
NA-1 Chitral	60.49	61.57	60.97
NA-2 Swat-I	57.04	24.96	43.29
NA-3 Swat-II	56.76	18.78	40.35
NA-4 Swat-III	53.09	20.48	39.22
NA-5 Upper Dir	55.17	37.93	48.26
NA-6 Lower Dir-I	58.41	35.47	48.90
NA-7 Lower Dir-II	52.90	31.24	44.22
NA-8 Malakand Protected Area	55.94	38.28	48.24
NA-9 Buner	55.64	21.36	40.62
NA-10 Shangla	54.47	7.81	34.27
NA-11 Kohistan-cum-Lower Kohistan-Cum-Kolai Pallas Kohistan	50.40	27.94	40.89
NA-12 Battagram	50.80	13.48	35.50
NA-13 Mansehra-I	54.22	43.55	49.56
NA-14 Mansehra-cum-Torghar	44.78	37.32	41.49
NA-15 Abbottabad-I	52.03	48.78	50.56
NA-16 Abbottabad-II	53.17	45.93	49.84
NA-17 Haripur	54.06	50.07	52.22
NA-18 Swabi-I	50.48	34.29	43.39
NA-19 Swabi-II	55.27	33.17	45.67
NA-20 Mardan-I	53.42	33.83	45.16
NA-21 Mardan-II	55.64	32.47	45.89
NA-22 Mardan-III	57.90	42.72	51.59
NA-23 Charsadda-I	52.03	28.78	42.18
NA-24 Charsadda-II	55.95	31.61	45.29
NA-25 Nowshera-I	56.64	38.88	48.79
NA-26 Nowshera-II	57.11	40.50	49.87



Constituency	Male Turnout	Female Turnout	Overall Turnout
NA-27 Peshawar-I	57.87	28.93	45.83
NA-28 Peshawar-II	56.09	28.84	44.71
NA-29 Peshawar-III	51.58	24.78	40.62
NA-30 Peshawar-IV	51.18	27.10	40.64
NA-31 Peshawar-V	52.71	28.11	42.20
NA-32 Kohat	43.50	33.10	38.95
NA-33 Hangu	36.97	19.08	29.47
NA-34 Karak	51.63	47.23	49.69
NA-35 Bannu	52.98	28.84	42.55
NA-36 Lakki Marwat	58.86	38.83	50.06
NA-37 Tank	43.81	43.57	43.70
NA-38 Dera Ismail Khan-I	60.98	47.14	54.82
NA-39 Dera Ismail Khan-II	59.99	37.98	50.59
NA-40 Bajaur Agency-I	51.67	25.99	40.90
NA-41 Bajaur Agency-II	46.56	25.95	38.17
NA-42 Mohmand Agency	43.26	24.20	36.04
NA-43 Khyber Agency-I	47.18	26.16	37.90
NA-44 Khyber Agency-II	37.29	9.49	25.32
NA-45 Kurram Agency-I	37.44	31.66	35.01
NA-46 Kurram Agency-II	42.63	43.88	43.17
NA-47 Orakzai Agency	37.28	27.18	32.87
NA-48 North Waziristan Agency	29.29	8.19	23.32
NA-49 South Waziristan Agency-I	25.68	14.78	20.71
NA-50 South Waziristan Agency-II	40.22	16.75	33.00
NA-51 FRs	45.31	36.68	41.89
NA-52 Islamabad-I	67.14	60.96	64.26
NA-53 Islamabad-II	61.08	51.36	56.53
NA-54 Islamabad-III	58.46	49.46	54.24
NA-55 Attock-I	58.17	48.14	53.47
NA-56 Attock-II	62.20	63.04	62.60

Constituency	Male Turnout	Female Turnout	Overall Turnout
NA-57 Rawalpindi-I	58.83	51.41	55.32
NA-58 Rawalpindi-II	52.95	54.77	53.82
NA-59 Rawalpindi-III	60.88	56.45	58.78
NA-60 Rawalpindi-IV	<i>Election Postponed</i>		
NA-61 Rawalpindi-V	56.60	45.59	51.38
NA-62 Rawalpindi-VI	58.21	44.87	52.01
NA-63 Rawalpindi-VII	63.02	52.73	58.14
NA-64 Chakwal-I	55.68	60.72	58.15
NA-65 Chakwal-II	55.82	59.01	57.35
NA-66 Jhelum-I	51.07	52.88	51.94
NA-67 Jhelum-II	51.80	51.95	51.87
NA-68 Gujrat-I	50.31	56.32	53.01
NA-69 Gujrat-II	48.36	44.49	46.60
NA-70 Gujrat-III	48.00	51.85	49.74
NA-71 Gujrat-IV	49.28	52.69	50.87
NA-72 Sialkot-I	57.16	59.34	58.11
NA-73 Sialkot-II	55.10	48.28	51.99
NA-74 Sialkot-III	54.86	56.09	55.40
NA-75 Sialkot-IV	56.36	55.18	55.84
NA-76 Sialkot-V	57.34	58.11	57.68
NA-77 Narowal-I	53.79	56.33	54.86
NA-78 Narowal-II	56.20	53.58	55.06
NA-79 Gujranwala-I	55.31	53.83	54.66
NA-80 Gujranwala-II	57.75	47.64	53.36
NA-81 Gujranwala-III	56.63	43.14	50.58
NA-82 Gujranwala-IV	58.53	43.96	52.26
NA-83 Gujranwala-V	59.23	49.47	55.07
NA-84 Gujranwala-VI	60.62	52.88	57.36
NA-85 Mandi Bahauddin-I	54.02	52.75	53.45
NA-86 Mandi Bahauddin-II	57.25	52.18	55.05



Constituency	Male Turnout	Female Turnout	Overall Turnout
NA-87 Hafizabad-I	62.43	54.90	59.13
NA-88 Sargodha-I	58.55	55.35	57.11
NA-89 Sargodha-II	64.21	52.27	58.93
NA-90 Sargodha-III	58.45	46.65	52.97
NA-91 Sargodha-IV	61.96	56.37	59.46
NA-92 Sargodha-V	58.04	55.33	56.81
NA-93 Khushab-I	59.45	56.09	57.86
NA-94 Khushab-II	61.88	56.79	59.49
NA-95 Mianwali-I	56.62	51.57	54.29
NA-96 Mianwali-II	62.71	52.24	57.95
NA-97 Bhakkar-I	70.24	60.66	65.97
NA-98 Bhakkar-II	71.57	63.57	67.98
NA-99 Chiniot-I	59.19	51.10	55.56
NA-100 Chiniot-II	66.29	56.01	61.68
NA-101 Faisalabad-I	61.85	53.53	58.19
NA-102 Faisalabad-II	60.07	48.04	54.67
NA-103 Faisalabad-III	<i>Election Postponed</i>		
NA-104 Faisalabad-IV	58.55	52.55	55.88
NA-105 Faisalabad-V	61.40	51.18	56.84
NA-106 Faisalabad-VI	64.24	52.13	58.92
NA-107 Faisalabad-VII	64.43	49.06	57.52
NA-108 Faisalabad-VIII	63.93	48.57	57.01
NA-109 Faisalabad-IX	64.45	50.57	58.05
NA-110 Faisalabad-X	63.90	48.71	57.01
NA-111 Toba Tek Singh-I	60.75	55.28	58.32
NA-112 Toba Tek Singh-II	60.46	57.69	59.22
NA-113 Toba Tek Singh-III	61.90	57.35	59.90
NA-114 Jhang-I	64.95	59.08	62.45
NA-115 Jhang-II	61.62	52.25	57.39
NA-116 Jhang-III	64.74	58.71	62.15

Constituency	Male Turnout	Female Turnout	Overall Turnout
NA-117 Nankana Sahib-I	61.52	54.43	58.40
NA-118 Nankana Sahib-II	62.60	53.33	58.64
NA-119 Sheikhpura-I	61.55	48.25	56.04
NA-120 Sheikhpura-II	63.79	53.27	59.35
NA-121 Sheikhpura-III	61.56	48.99	56.16
NA-122 Sheikhpura-IV	61.21	53.06	57.83
NA-123 Lahore-I	59.24	40.41	51.13
NA-124 Lahore-II	54.90	40.29	48.50
NA-125 Lahore-III	57.15	45.70	52.03
NA-126 Lahore-IV	57.31	46.19	52.26
NA-127 Lahore-V	56.86	42.94	50.75
NA-128 Lahore-VI	61.00	47.52	55.21
NA-129 Lahore-VII	58.88	47.99	53.96
NA-130 Lahore-VIII	57.37	48.07	52.99
NA-131 Lahore-IX	56.80	47.54	52.59
NA-132 Lahore-X	65.87	52.29	60.45
NA-133 Lahore-XI	57.73	44.89	51.89
NA-134 Lahore-XII	58.51	46.46	53.40
NA-135 Lahore-XIII	58.27	48.70	53.94
NA-136 Lahore-XIV	61.90	47.94	56.08
NA-137 Kasur-I	63.47	52.99	58.91
NA-138 Kasur-II	66.98	56.11	62.38
NA-139 Kasur-III	63.46	55.41	59.99
NA-140 Kasur-IV	65.38	54.31	60.65
NA-141 Okara-I	63.01	56.74	60.23
NA-142 Okara-II	60.45	52.39	56.81
NA-143 Okara-III	61.28	54.28	58.22
NA-144 Okara-IV	61.11	52.49	57.42
NA-145 Pakpattan-I	60.89	53.46	57.62
NA-146 Pakpattan-II	62.29	56.27	59.55



Constituency	Male Turnout	Female Turnout	Overall Turnout
NA-147 Sahiwal-I	60.37	50.63	56.04
NA-148 Sahiwal-II	59.43	51.83	56.10
NA-149 Sahiwal-III	58.40	55.02	56.92
NA-150 Khanewal-I	63.92	54.63	59.87
NA-151 Khanewal-II	61.03	55.56	58.62
NA-152 Khanewal-III	60.16	56.64	58.62
NA-153 Khanewal-IV	61.99	60.40	61.29
NA-154 Multan-I	62.46	50.68	57.04
NA-155 Multan-II	56.71	40.64	49.27
NA-156 Multan-III	56.93	41.43	49.87
NA-157 Multan-IV	60.95	52.78	57.27
NA-158 Multan-V	59.09	53.96	56.76
NA-159 Multan-VI	57.64	55.10	56.48
NA-160 Lodhran-I	61.77	58.15	60.20
NA-161 Lodhran-II	59.57	55.46	57.73
NA-162 Vehari-I	58.47	52.62	55.91
NA-163 Vehari-II	59.98	55.04	57.87
NA-164 Vehari-III	60.47	53.86	57.58
NA-165 Vehari-IV	58.82	53.19	56.39
NA-166 Bahawalnagar-I	67.33	56.86	62.92
NA-167 Bahawalnagar-II	61.19	50.91	56.81
NA-168 Bahawalnagar-III	59.86	54.47	57.51
NA-169 Bahawalnagar-IV	61.83	58.35	60.34
NA-170 Bahawalpur-I	57.59	46.06	52.29
NA-171 Bahawalpur-II	61.66	57.75	59.95
NA-172 Bahawalpur-III	65.39	62.36	64.08
NA-173 Bahawalpur-IV	57.18	54.59	56.02
NA-174 Bahawalpur-V	53.48	51.72	52.68
NA-175 Rahim Yar Khan-I	57.55	55.08	56.49
NA-176 Rahim Yar Khan-II	56.68	52.39	54.84



Constituency	Male Turnout	Female Turnout	Overall Turnout
NA-177 Rahim Yar Khan-III	56.87	51.75	54.71
NA-178 Rahim Yar Khan-IV	59.96	51.08	56.20
NA-179 Rahim Yar Khan-V	59.78	54.09	57.25
NA-180 Rahim Yar Khan-VI	60.87	56.14	58.86
NA-181 Muzaffargarh-I	66.76	57.25	62.56
NA-182 Muzaffargarh-II	64.79	56.45	60.99
NA-183 Muzaffargarh-III	66.27	59.55	63.22
NA-184 Muzaffargarh-IV	58.98	57.94	58.52
NA-185 Muzaffargarh-V	58.87	56.88	58.00
NA-186 Muzaffargarh-VI	58.86	61.86	60.12
NA-187 Layyah-I	66.58	59.37	63.45
NA-188 Layyah-II	68.22	58.95	64.02
NA-189 Dera Ghazi Khan-I	58.06	45.03	52.35
NA-190 Dera Ghazi Khan-II	54.22	48.10	51.66
NA-191 Dera Ghazi Khan-III	53.31	47.04	50.54
NA-192 Dera Ghazi Khan-IV	54.66	55.19	54.88
NA-193 Rajanpur-I	56.58	54.52	55.68
NA-194 Rajanpur-II	63.45	55.43	59.90
NA-195 Rajanpur-III	68.45	57.08	63.52
NA-196 Jacobabad	48.80	39.73	44.59
NA-197 Kashomre	41.18	30.08	36.37
NA-198 Shikarpur-I	53.05	46.74	50.13
NA-199 Shikarpur-II	51.34	47.88	49.75
NA-200 Larkana-I	50.33	45.77	48.25
NA-201 Larkana-II	53.29	52.00	52.71
NA-202 Kamber Shahdadkot-I	43.28	42.04	42.73
NA-203 Kamber Shahdadkot-II	36.84	34.77	35.93
NA-204 Ghotki-I	62.14	53.46	58.37
NA-205 Ghotki-II	53.54	46.24	50.37
NA-208 Khairpur-I	53.09	48.23	50.87



Constituency	Male Turnout	Female Turnout	Overall Turnout
NA-209 Khairpur-II	55.97	55.90	55.94
NA-210 Khairpur-III	52.46	47.47	50.21
NA-206 Sukkur-I	61.77	53.64	58.14
NA-207 Sukkur-II	54.44	37.00	46.47
NA-211 Naushero Feroze-I	56.58	54.15	55.49
NA-212 Naushero Feroze-II	56.03	53.00	54.68
NA-213 Shaheed Benazirabad-I	51.02	41.79	46.86
NA-214 Shaheed Benazirabad-II	58.56	52.48	55.79
NA-215 Sanghar-I	57.25	51.97	54.86
NA-216 Sanghar-II	59.24	55.61	57.62
NA-217 Sanghar-III	52.43	42.42	47.86
NA-218 Mirpurkhas-I	54.89	45.40	50.63
NA-219 Mirpurkhas-II	55.87	50.39	53.39
NA-220 Umerkot	62.51	61.31	61.96
NA-221 Tharparkar-I	65.39	72.84	68.68
NA-222 Tharparkar-II	70.52	71.41	70.91
NA-223 Matiari	57.46	50.18	54.06
NA-224 Tando Allahyar	57.44	50.11	54.05
NA-225 Hyderabad-I	52.26	43.36	48.10
NA-226 Hyderabad-II	46.67	30.77	39.59
NA-227 Hyderabad-III	47.99	29.35	39.89
NA-228 Tando Muhammad Khan	59.63	46.05	53.51
NA-229 Badin-I	57.46	47.60	52.96
NA-230 Badin-II	63.83	51.35	58.17
NA-231 Sujawal	55.26	34.39	45.89
NA-232 Thatta	50.92	34.24	43.41
NA-233 Jamshoro	59.45	52.53	56.35
NA-234 Dadu-I	51.84	48.63	50.41
NA-235 Dadu-II	50.95	48.08	49.67
NA-236 Malir-I	53.69	45.86	50.40

Constituency	Male Turnout	Female Turnout	Overall Turnout
NA-237 Malir-II	46.43	36.59	42.23
NA-238 Malir-III	49.53	35.53	44.00
NA-239 Korangi Karachi-I	47.07	36.90	42.41
NA-240 Korangi Karachi-II	43.09	29.81	37.38
NA-241 Korangi Karachi-III	41.26	29.04	36.28
NA-242 Karachi East-I	42.58	32.52	38.56
NA-243 Karachi East-II	44.32	37.61	41.14
NA-244 Karachi East-III	45.45	37.70	41.91
NA-245 Karachi East-IV	42.49	31.88	37.62
NA-246 Karachi South-I	43.46	31.90	38.49
NA-247 Karachi South-II	45.04	34.62	40.27
NA-248 Karachi West-I	46.28	33.30	41.11
NA-249 Karachi West-II	45.18	30.89	39.58
NA-250 Karachi West-III	44.00	27.19	37.40
NA-251 Karachi West-IV	48.87	36.50	43.81
NA-252 Karachi West-V	44.31	32.32	39.61
NA-253 Karachi Central-I	43.07	31.52	38.12
NA-254 Karachi Central-II	43.75	33.86	39.20
NA-255 Karachi Central-III	42.31	32.40	37.91
NA-256 Karachi Central-IV	44.90	37.04	41.25
NA-257 Killa Saifullah-cum-Zhob-cum-Sherani	56.99	33.23	46.86
NA-258 Loralai-cum-Musa Khail-cum-Ziarat-cum-Dukki-cum-Harnai	61.65	40.81	52.68
NA-259 Dera Bugti-cum-Kohlu-cum-Barkhan-cum-Sibi-cum-Lehri	49.59	37.60	44.79
NA-260 Nasirabad-cum-Kachhi-cum-Jhal Magsi	42.43	34.75	39.14
NA-261 Jafarabad-cum-Sohbatpur	43.03	34.10	38.89
NA-262 Pishin	49.99	44.92	47.87
NA-263 Killa Abdullah	43.18	37.23	41.03
NA-264 Quetta-I	44.80	31.94	39.77
NA-265 Quetta-II	42.23	29.72	36.79



Constituency	Male Turnout	Female Turnout	Overall Turnout
NA-266 Quetta-III	40.76	24.96	34.30
NA-267 Mastung-cum-Shaheed Sikandarabad-cum-Kalat	52.18	43.75	48.66
NA-268 Chagai-cum-Nushki-cum-Kharan	57.30	56.46	56.94
NA-269 Khuzdar	55.61	52.55	54.32
NA-270 Panjgur-cum-Washuk-cum-Awaran	41.56	39.04	40.48
NA-271 Kech	37.07	43.63	39.92
NA-272 Lasbela-cum-Gwadar	57.74	53.74	56.02

## Annexure - 2

# PROVINCIAL ASSEMBLIES

# TURNOUT

*All turnouts are in percentage*

### 1 Khyber Pakhtunkhwa

Constituency	Male Turnout	Female Turnout	Overall Turnout
PK-1 Chitral	60.51	61.57	60.97
PK-2 Swat-I	56.21	31.50	45.93
PK-3 Swat-II	58.47	24.58	43.56
PK-4 Swat-III	57.60	18.48	40.79
PK-5 Swat-IV	56.27	18.28	39.66
PK-6 Swat-V	56.16	18.70	40.03
PK-7 Swat-VI	51.32	18.12	37.15
PK-8 Swat-VII	53.42	24.09	40.88
PK-9 Swat-VIII	54.74	17.15	38.93
PK-10 Upper Dir-I	56.16	38.19	49.10
PK-11 Upper Dir-II	53.48	34.72	45.72
PK-12 Upper Dir-III	56.16	40.59	50.00
PK-13 Lower Dir-I	55.01	35.17	47.18
PK-14 Lower Dir-II	59.49	32.86	48.16
PK-15 Lower Dir-III	59.53	41.10	51.83
PK-16 Lower Dir-IV	55.00	30.93	45.64
PK-17 Lower Dir-V	49.60	27.87	40.76
PK-18 Malakand Protected Area-I	55.01	34.84	46.17
PK-19 Malakand Protected Area-II	57.21	41.75	50.52
PK-20 Buner-I	54.21	9.22	34.61
PK-21 Buner-II	54.35	22.31	40.24
PK-22 Buner-III	58.64	34.84	48.20
PK-23 Shangla-I	58.27	4.04	34.82
PK-24 Shangla-II	49.97	13.65	34.23



Constituency	Male Turnout	Female Turnout	Overall Turnout
PK-25 Kohistan	48.85	26.97	39.90
PK-26 Kohistan Lower	56.88	36.71	48.21
PK-27 Kolai Pallas Kohistan	42.81	14.95	30.74
PK-28 Battagram-I	48.94	8.12	32.10
PK-29 Battagram-II	52.13	17.51	38.00
PK-30 Mansehra-I	53.35	45.58	50.02
PK-31 Mansehra-II	56.05	41.63	49.46
PK-32 Mansehra-III	51.40	43.36	47.82
PK-33 Mansehra-IV	40.09	34.30	37.54
PK-34 Mansehra-V	54.95	38.72	47.96
PK-35 Tor Ghar	36.33	36.06	36.21
PK-36 Abbottabad-I	52.62	51.08	51.92
PK-37 Abbottabad-II	51.52	46.47	49.26
PK-38 Abbottabad-III	51.11	45.69	48.64
PK-39 Abbottabad-IV	55.46	46.49	51.29
PK-40 Haripur-I	50.73	47.90	49.41
PK-41 Haripur-II	58.48	54.75	56.77
PK-42 Haripur-III	53.64	47.27	50.71
PK-43 Swabi-I	51.81	32.69	43.47
PK-44 Swabi-II	49.33	36.72	43.79
PK-45 Swabi-III	52.54	35.63	45.13
PK-46 Swabi-IV	54.71	34.86	46.13
PK-47 Swabi-V	55.44	30.16	44.46
PK-48 Mardan-I	53.49	42.98	49.11
PK-49 Mardan-II	54.95	33.98	46.04
PK-50 Mardan-III	52.21	31.87	43.69
PK-51 Mardan-IV	51.84	32.50	43.73
PK-52 Mardan-V	55.67	29.65	44.68
PK-53 Mardan-VI	57.14	32.99	46.94
PK-54 Mardan-VII	59.25	41.94	52.06

Constituency	Male Turnout	Female Turnout	Overall Turnout
PK-55 Mardan-VIII	57.92	41.41	51.06
PK-56 Charsadda-I	56.28	32.87	46.06
PK-57 Charsadda-II	56.91	31.41	45.90
PK-58 Charsadda-III	55.19	32.15	45.16
PK-59 Charsadda-IV	54.59	30.14	43.89
PK-60 Charsadda-V	53.05	29.63	43.40
PK-61 Nowshera-I	58.13	35.32	48.37
PK-62 Nowshera-II	56.85	43.72	50.97
PK-63 Nowshera-III	52.36	32.95	43.83
PK-64 Nowshera-IV	59.70	41.30	51.58
PK-65 Nowshera-V	57.06	42.99	50.93
PK-66 Peshawar-I	58.35	29.55	46.25
PK-67 Peshawar-II	58.12	30.21	46.75
PK-68 Peshawar-III	60.00	29.63	47.12
PK-69 Peshawar-IV	57.32	32.79	46.74
PK-70 Peshawar-V	56.07	30.87	45.64
PK-71 Peshawar-VI	47.03	24.87	38.14
PK-72 Peshawar-VII	53.27	19.41	39.28
PK-73 Peshawar-VIII	48.71	28.97	39.94
PK-74 Peshawar-IX	52.98	24.74	40.87
PK-75 Peshawar-X	50.31	28.97	40.91
PK-76 Peshawar-XI	52.27	27.25	41.69
PK-77 Peshawar-XII	51.85	28.35	41.56
PK-78 Peshawar-XIII	<i>Election Postponed</i>		
PK-79 Peshawar-XIV	53.96	22.28	41.43
PK-80 Kohat-I	46.73	40.66	44.11
PK-81 Kohat-II	42.91	29.97	37.24
PK-82 Kohat-III	40.74	28.81	35.43
PK-83 Hangu-I	37.00	26.42	32.42
PK-84 Hangu-II	36.78	10.24	26.07



Constituency	Male Turnout	Female Turnout	Overall Turnout
PK-85 Karak-I	50.12	45.15	47.90
PK-86 Karak-II	52.42	50.63	51.66
PK-87 Bannu-I	52.23	29.87	42.60
PK-88 Bannu-II	54.61	29.94	43.73
PK-89 Bannu-III	50.60	29.10	41.47
PK-90 Bannu-IV	54.40	26.88	42.53
PK-91 Lakki Marwat-I	59.26	41.22	51.13
PK-92 Lakki Marwat-II	57.82	41.80	50.66
PK-93 Lakki Marwat-III	57.32	34.68	47.92
PK-94 Tank	48.55	38.34	44.18
PK-95 Dera Ismail Khan-I	65.80	58.16	62.40
PK-96 Dera Ismail Khan-II	62.65	47.08	55.84
PK-97 Dera Ismail Khan-III	55.78	36.53	47.10
PK-98 Dera Ismail Khan-IV	69.64	44.08	58.63
PK-99 Dera Ismail Khan-V	<i>Election Postponed</i>		

## 2 Sindh

Constituency	Male Turnout	Female Turnout	Overall Turnout
PS-1 Jacobabad-I	49.67	37.12	43.83
PS-2 Jacobabad-II	49.59	42.40	46.23
PS-3 Jacobabad-III	48.40	39.22	44.15
PS-4 Kashmore-I	47.82	38.71	43.89
PS-5 Kashmore-II	44.06	29.71	37.73
PS-6 Kashmore-III	<i>Election Postponed</i>		
PS-7 Shikarpur-I	51.71	44.55	48.41
PS-8 Shikarpur-II	57.72	53.66	55.83
PS-9 Shikarpur-III	47.25	44.61	46.04
PS-10 Larakana-I	53.87	53.95	53.90



Constituency	Male Turnout	Female Turnout	Overall Turnout
PS-11 Larakana-II	46.33	34.73	41.08
PS-12 Larakana-III	50.66	45.45	48.29
PS-13 Larakana-IV	56.06	58.35	57.08
PS-14 Kamber Shahdadkot-I	43.85	39.59	41.93
PS-15 Kamber Shahdadkot-II	42.97	44.31	43.56
PS-16 Kamber Shahdadkot-III	32.41	30.89	31.75
PS-17 Kamber Shahdadkot-IV	40.86	39.13	40.10
PS-18 Ghotki-I	63.70	57.11	60.91
PS-19 Ghotki-II	60.93	50.18	56.16
PS-20 Ghotki-III	49.62	43.22	46.83
PS-21 Ghotki-IV	57.92	48.04	53.62
PS-22 Sukkur-I	59.06	50.62	55.33
PS-23 Sukkur-II	64.37	57.80	61.41
PS-24 Sukkur-III	52.39	36.25	45.06
PS-25 Sukkur-IV	54.48	39.72	47.69
PS-26 Khairpur-I	53.66	46.11	50.18
PS-27 Khairpur-II	53.40	50.01	51.87
PS-28 Khairpur-III	56.58	57.62	57.04
PS-29 Khairpur-IV	57.78	56.44	57.19
PS-30 Khairpur-V	52.14	49.41	50.93
PS-31 Khairpur-VI	51.63	46.04	49.08
PS-32 Khairpur-VII	51.84	49.10	50.59
PS-33 Naushehro Feroze-I	57.85	55.69	56.87
PS-34 Naushehro Feroze-II	55.19	53.28	54.34
PS-35 Naushehro Feroze-III	56.66	53.68	55.34
PS-36 Naushehro Feroze-IV	55.27	52.46	54.01
PS-37 Shaheed Benazirabad-I	52.58	46.27	49.77
PS-38 Shaheed Benazirabad-II	49.54	37.86	44.22
PS-39 Shaheed Benazirabad-III	61.83	57.39	59.73
PS-40 Shaheed Benazirabad-IV	55.49	47.52	51.99



Constituency	Male Turnout	Female Turnout	Overall Turnout
PS-41 Sanghar-I	55.20	46.46	51.26
PS-42 Sanghar-II	60.33	58.88	59.68
PS-43 Sanghar-III	57.26	53.13	55.42
PS-44 Sanghar-IV	50.51	39.58	45.49
PS-45 Sanghar-V	54.32	45.46	50.30
PS-46 Sanghar-VI	60.00	56.85	58.57
PS-47 Mirpurkhas-I	53.47	41.34	48.01
PS-48 Mirpurkhas-II	57.08	50.67	54.22
PS-49 Mirpurkhas-III	55.90	50.94	53.65
PS-50 Mirpurkhas-IV	55.82	50.74	53.54
PS-51 Umerkot-I	58.89	57.71	58.34
PS-52 Umerkot-II	66.28	66.11	66.20
PS-53 Umerkot-III	63.18	61.59	62.44
PS-54 Tharparkar-I	62.85	74.80	68.10
PS-55 Tharparkar-II	67.32	71.16	69.03
PS-56 Tharparkar-III	72.14	75.16	73.47
PS-57 Tharparkar-IV	69.13	68.18	68.71
PS-58 Matiari-I	57.08	51.50	54.47
PS-59 Matiari-II	57.90	48.66	53.61
PS-60 Tando Allahyar-I	55.26	47.18	51.53
PS-61 Tando Allahyar-II	60.46	53.66	57.28
PS-62 Hyderabad-I	48.48	36.86	42.99
PS-63 Hyderabad-II	55.11	47.88	51.76
PS-64 Hyderabad-III	49.79	32.34	42.19
PS-65 Hyderabad-IV	45.51	29.63	38.29
PS-66 Hyderabad-V	47.10	28.12	38.64
PS-67 Hyderabad-VI	47.87	29.27	40.06
PS-68 Tando Muhammad Khan-I	59.85	49.15	54.98
PS-69 Tando Muhammad Khan-II	59.29	42.53	51.81
PS-70 Badin-I	57.69	48.81	53.67

Constituency	Male Turnout	Female Turnout	Overall Turnout
PS-71 Badin-II	57.58	46.19	52.37
PS-72 Badin-III	59.77	51.87	56.13
PS-73 Badin-IV	64.29	50.59	58.00
PS-74 Badin-V	64.61	49.36	57.83
PS-75 Sujawal-I	50.87	34.71	43.53
PS-76 Sujawal-II	60.36	34.25	48.80
PS-77 Thatta-I	51.87	41.07	46.91
PS-78 Thatta-II	51.17	29.54	41.52
PS-79 Thatta-III	50.46	30.91	41.77
PS-80 Jamshoro-I	58.70	54.47	56.78
PS-81 Jamshoro-II	56.09	46.80	52.07
PS-82 Jamshoro-III	63.74	55.52	59.98
PS-83 Dadu-I	49.86	47.96	49.02
PS-84 Dadu-II	54.25	49.20	51.99
PS-85 Dadu-III	50.13	44.04	47.38
PS-86 Dadu-IV	51.06	51.87	51.42
PS-87 Malir-I	<i>Election Postponed</i>		
PS-88 Malir-II	48.20	39.79	44.51
PS-89 Malir-III	47.65	36.16	42.93
PS-90 Malir-IV	49.59	38.49	45.16
PS-91 Malir-V	50.64	35.04	44.42
PS-92 Korangi Karachi-I	47.31	37.77	42.91
PS-93 Korangi Karachi-II	49.03	37.99	43.96
PS-94 Korangi Karachi-III	44.06	29.47	37.57
PS-95 Korangi Karachi-IV	42.19	27.97	36.36
PS-96 Korangi Karachi-V	44.16	30.00	38.24
PS-97 Korangi Karachi-VI	41.80	29.91	36.86
PS-98 Korangi Karachi-II	41.75	30.54	37.03
PS-99 Karachi East-I	41.18	31.48	38.02
PS-100 Karachi East-II	43.14	33.11	38.79



Constituency	Male Turnout	Female Turnout	Overall Turnout
PS-101 Karachi East-III	43.73	37.09	40.63
PS-102 Karachi East-IV	44.68	37.80	41.38
PS-103 Karachi East-V	44.20	37.84	41.15
PS-104 Karachi East-VI	47.05	37.55	43.01
PS-105 Karachi East-VII	42.03	31.79	37.34
PS-106 Karachi East-VIII	42.77	32.26	37.93
PS-107 Karachi South-I	44.84	32.21	39.29
PS-108 Karachi South-II	41.98	32.81	38.12
PS-109 Karachi South-III	44.52	28.72	37.50
PS-110 Karachi South-IV	45.11	34.22	40.21
PS-111 Karachi South-V	44.69	38.10	41.59
PS-112 Karachi West-I	42.62	32.05	38.36
PS-113 Karachi West-II	49.51	35.03	43.78
PS-114 Karachi West-III	42.98	30.86	38.06
PS-115 Karachi West-IV	46.92	32.79	41.08
PS-116 Karachi West-V	42.40	25.98	36.60
PS-117 Karachi West-VI	54.07	42.70	49.39
PS-118 Karachi West-VII	42.77	27.10	36.56
PS-119 Karachi West-VIII	48.99	35.36	43.59
PS-120 Karachi West-IX	45.06	24.04	36.92
PS-121 Karachi West-X	42.73	29.29	37.45
PS-122 Karachi West-XI	44.30	29.57	38.58
PS-123 Karachi Central-I	43.89	33.89	39.46
PS-124 Karachi Central-II	42.15	29.02	36.70
PS-125 Karachi Central-III	44.58	35.55	40.44
PS-126 Karachi Central-IV	43.24	32.31	38.18
PS-127 Karachi Central-V	39.44	29.93	35.32
PS-128 Karachi Central-VI	44.59	34.75	40.12
PS-129 Karachi Central-VII	44.68	37.77	41.47
PS-130 Karachi Central-VIII	45.00	36.43	41.02

**3 Balochistan**

Constituency	Male Turnout	Female Turnout	Overall Turnout
PB-1 Musakhail-cum-Sherani	50.82	19.21	37.46
PB-2 Zhob	52.96	30.90	43.69
PB-3 Killa Saifullah	66.09	39.83	54.72
PB-4 Loralai	61.67	41.27	53.04
PB-5 Duki	59.88	47.25	54.46
PB-6 Ziarat-cum-Harnai	67.96	52.71	61.18
PB-7 Sibi-cum-Lehri	42.17	28.54	36.45
PB-8 Barkhan	67.18	62.52	65.14
PB-9 Kohlu	35.53	15.38	28.62
PB-10 Dera Bugti	57.86	47.48	53.89
PB-11 Nasirabad-I	42.76	34.41	39.06
PB-12 Nasirabad-II	43.70	35.20	39.85
PB-13 Jafarabad-I	44.37	37.53	41.31
PB-14 Jafarabad-II	37.48	24.10	31.23
PB-15 Sohbat Pur	48.29	41.29	44.94
PB-16 Jhal Magsi-cum-Kachhi	43.81	37.68	41.29
PB-17 Kachhi-cum-Mastung	40.64	31.06	36.84
PB-18 Pishin-I	58.89	57.99	58.50
PB-19 Pishin-II	45.87	35.28	41.73
PB-20 Pishin-III	34.69	33.18	34.05
PB-21 Killa Abdullah-I	43.76	47.80	45.30
PB-22 Killa Abdullah-II	41.69	35.48	39.49
PB-23 Killa Abdullah-III	45.48	31.03	40.42
PB-24 Quetta-I	55.66	34.38	47.50
PB-25 Quetta-II	47.12	27.53	39.25
PB-26 Quetta-III	33.08	32.65	32.91
PB-27 Quetta-IV	40.87	34.98	38.35
PB-28 Quetta-V	42.12	28.05	36.00



Constituency	Male Turnout	Female Turnout	Overall Turnout
PB-29 Quetta-VI	44.72	29.10	37.84
PB-30 Quetta-VII	39.95	24.54	33.39
PB-31 Quetta-VIII	38.72	23.20	32.83
PB-32 Quetta-IX	43.19	27.50	36.68
PB-33 Nushki	56.11	56.32	56.20
PB-34 Chagai	56.16	55.10	55.72
PB-35 Mastung	<i>Election Postponed</i>		
PB-36 Shaheed Sikandarabad	57.75	52.92	55.68
PB-37 Kalat	55.67	52.42	54.31
PB-38 Khuzdar-I	54.54	59.48	56.56
PB-39 Khuzdar-II	51.39	50.01	50.79
PB-40 Khuzdar-III	59.14	50.16	55.41
PB-41 Washuk	53.67	56.73	55.08
PB-42 Kharan	60.84	59.05	60.04
PB-43 Panjgur	44.34	36.42	40.85
PB-44 Awaran-cum-Panjgur	35.81	32.06	34.28
PB-45 Kech-I	39.42	41.11	40.15
PB-46 Kech-II	40.89	46.75	43.42
PB-47 Kech-III	37.93	44.82	40.99
PB-48 Kech-IV	28.50	43.74	34.97
PB-49 Lasbela-I	59.24	52.22	56.34
PB-50 Lasbela-II	60.62	56.30	58.78
PB-51 Gwadar	53.27	53.62	53.42

## 4 Punjab

Constituency	Male Turnout	Female Turnout	Overall Turnout
PP-1 Attock-I	58.23	49.92	54.27
PP-2 Attock-II	55.38	43.21	49.74
PP-3 Attock-III	65.54	58.88	62.42

Constituency	Male Turnout	Female Turnout	Overall Turnout
PP-4 Attock-IV	65.75	67.88	66.76
PP-5 Attock-V	57.22	60.61	58.83
PP-6 Rawalpindi-I	59.92	53.70	57.02
PP-7 Rawalpindi-II	52.65	54.12	53.36
PP-8 Rawalpindi-III	49.68	50.09	49.88
PP-9 Rawalpindi-IV	56.47	59.65	57.98
PP-10 Rawalpindi-V	61.57	60.46	61.04
PP-11 Rawalpindi-VI	52.24	39.76	46.30
PP-12 Rawalpindi-VII	57.24	46.86	52.49
PP-13 Rawalpindi-VIII	58.13	48.36	53.52
PP-14 Rawalpindi-IX	56.04	46.05	51.27
PP-15 Rawalpindi-X	57.80	45.51	52.03
PP-16 Rawalpindi-XI	56.86	44.39	50.97
PP-17 Rawalpindi-XII	57.45	45.53	51.85
PP-18 Rawalpindi-XIII	58.86	44.22	52.25
PP-19 Rawalpindi-XIV	67.13	59.12	63.39
PP-20 Rawalpindi-XV	59.73	47.71	53.93
PP-21 Chakwal-I	56.79	60.33	58.52
PP-22 Chakwal-II	54.73	61.02	57.80
PP-23 Chakwal-III	54.52	58.62	56.51
PP-24 Chakwal-IV	57.11	59.29	58.15
PP-25 Jhelum-I	52.65	56.45	54.47
PP-26 Jhelum-II	47.77	47.37	47.58
PP-27 Jhelum-III	53.67	53.78	53.72
PP-28 Gujrat-I	50.62	60.26	54.91
PP-29 Gujrat-II	49.68	51.63	50.56
PP-30 Gujrat-III	47.81	49.21	48.43
PP-31 Gujrat-IV	48.48	41.18	45.09
PP-32 Gujrat-V	41.42	54.33	47.31
PP-33 Gujrat-VI	49.97	52.30	51.04



Constituency	Male Turnout	Female Turnout	Overall Turnout
PP-34 Gujrat-VII	50.78	54.42	52.48
PP-35 Sialkot-I	56.03	58.39	57.06
PP-36 Sialkot-II	54.65	48.37	51.78
PP-37 Sialkot-III	54.57	46.80	51.01
PP-38 Sialkot-IV	58.52	60.37	59.33
PP-39 Sialkot-V	53.15	57.84	55.18
PP-40 Sialkot-VI	56.45	54.70	55.68
PP-41 Sialkot-VII	56.19	56.11	56.16
PP-42 Sialkot-VIII	56.00	53.45	54.87
PP-43 Sialkot-IX	57.58	58.27	57.89
PP-44 Sialkot-X	57.16	58.49	57.75
PP-45 Sialkot-XI	57.79	56.81	57.36
PP-46 Narowal-I	55.06	57.49	56.08
PP-47 Narowal-II	52.02	55.00	53.29
PP-48 Narowal-III	51.40	51.59	51.48
PP-49 Narowal-IV	58.95	55.81	57.60
PP-50 Narowal-V	58.50	54.24	56.61
PP-51 Gujranwala-I	54.42	52.60	53.61
PP-52 Gujranwala-II	56.55	54.71	55.75
PP-53 Gujranwala-III	55.51	49.58	52.92
PP-54 Gujranwala-IV	59.05	44.48	52.58
PP-55 Gujranwala-V	59.64	47.03	54.25
PP-56 Gujranwala-VI	57.73	43.35	51.63
PP-57 Gujranwala-VII	57.66	41.18	50.31
PP-58 Gujranwala-VIII	54.58	42.48	49.16
PP-59 Gujranwala-IX	56.67	48.63	53.21
PP-60 Gujranwala-X	60.90	51.40	56.86
PP-61 Gujranwala-XI	59.74	46.77	54.19
PP-62 Gujranwala-XII	58.73	51.32	55.55
PP-63 Gujranwala-XIII	61.85	53.51	58.35



Constituency	Male Turnout	Female Turnout	Overall Turnout
PP-64 Gujranwala-XIV	59.66	53.31	57.00
PP-65 Mandi Bahauddin-I	53.30	51.46	52.46
PP-66 Mandi Bahauddin-II	54.90	54.03	54.51
PP-67 Mandi Bahauddin-III	59.54	52.63	56.62
PP-68 Mandi Bahauddin-IV	54.90	51.95	53.59
PP-69 Hafizabad-I	65.10	59.33	62.62
PP-70 Hafizabad-II	58.53	50.84	55.12
PP-71 Hafizabad-III	63.82	55.10	59.98
PP-72 Sargodha-I	59.68	56.47	58.24
PP-73 Sargodha-II	57.84	53.30	55.79
PP-74 Sargodha-III	64.88	46.71	56.97
PP-75 Sargodha-IV	63.59	57.34	60.79
PP-76 Sargodha-V	61.58	54.86	58.56
PP-77 Sargodha-VI	58.82	45.10	52.46
PP-78 Sargodha-VII	58.00	48.83	53.74
PP-79 Sargodha-VIII	62.49	57.55	60.30
PP-80 Sargodha-IX	58.44	55.23	57.00
PP-81 Sargodha-X	57.71	55.37	56.64
PP-82 Khushab-I	59.40	56.94	58.23
PP-83 Khushab-II	58.20	53.41	55.93
PP-84 Khushab-III	64.05	59.00	61.70
PP-85 Mianwali-I	55.52	52.79	54.28
PP-86 Mianwali-II	57.60	50.43	54.26
PP-87 Mianwali-III	<i>Election Postponed</i>		
PP-88 Mianwali-IV	64.58	55.62	60.56
PP-89 Bhakkar-I	70.10	60.83	65.97
PP-90 Bhakkar-II	70.49	60.45	65.99
PP-91 Bhakkar-III	73.27	68.18	71.02
PP-92 Bhakkar-IV	69.79	58.89	64.83
PP-93 Chiniot-I	54.00	44.64	49.74



Constituency	Male Turnout	Female Turnout	Overall Turnout
PP-94 Chiniot-II	65.99	52.85	60.07
PP-95 Chiniot-III	66.53	59.30	63.30
PP-96 Chiniot-IV	64.83	57.99	61.81
PP-97 Faisalabad-I	62.27	52.99	58.14
PP-98 Faisalabad-II	61.83	55.20	58.96
PP-99 Faisalabad-III	62.26	50.95	57.19
PP-100 Faisalabad-IV	58.49	46.54	53.17
PP-101 Faisalabad-V	60.04	48.44	54.81
PP-102 Faisalabad-VI	59.28	53.41	56.71
PP-103 Faisalabad-VII	<i>Election Postponed</i>		
PP-104 Faisalabad-VIII	58.10	52.76	55.78
PP-105 Faisalabad-IX	58.51	52.07	55.61
PP-106 Faisalabad-X	60.35	51.89	56.60
PP-107 Faisalabad-XI	60.57	47.47	54.73
PP-108 Faisalabad-XII	64.38	52.29	59.03
PP-109 Faisalabad-XIII	64.33	51.84	58.90
PP-110 Faisalabad-XIV	67.26	52.01	60.38
PP-111 Faisalabad-XV	64.45	48.28	57.00
PP-112 Faisalabad-XVI	62.00	46.51	55.13
PP-113 Faisalabad-XVII	64.85	50.14	58.19
PP-114 Faisalabad-XVIII	63.23	48.69	56.53
PP-115 Faisalabad-XIX	64.42	50.53	58.00
PP-116 Faisalabad-XX	63.97	49.81	57.60
PP-117 Faisalabad-XXI	63.81	49.25	57.27
PP-118 Toba Tek Singh-I	61.37	57.02	59.47
PP-119 Toba Tek Singh-II	60.06	53.44	57.09
PP-120 Toba Tek Singh-III	60.38	58.54	59.56
PP-121 Toba Tek Singh-IV	60.70	56.60	58.83
PP-122 Toba Tek Singh-V	61.33	55.60	58.80
PP-123 Toba Tek Singh-VI	62.45	59.17	61.01

Constituency	Male Turnout	Female Turnout	Overall Turnout
PP-124 Jhang-I	62.41	55.88	59.61
PP-125 Jhang-II	66.44	59.17	63.32
PP-126 Jhang-III	59.43	47.76	54.04
PP-127 Jhang-IV	63.96	57.78	61.23
PP-128 Jhang-V	64.43	59.12	62.14
PP-129 Jhang-VI	65.31	59.33	62.78
PP-130 Jhang-VII	66.29	60.82	63.96
PP-131 Nankana Sahib-I	62.34	55.89	59.53
PP-132 Nankana Sahib-II	60.76	52.76	57.20
PP-133 Nankana Sahib-III	62.85	53.76	58.96
PP-134 Nankana Sahib-IV	62.38	53.04	58.39
PP-135 Sheikhupura-I	62.60	49.07	57.15
PP-136 Sheikhupura-II	61.59	46.90	55.42
PP-137 Sheikhupura-III	61.23	49.39	56.22
PP-138 Sheikhupura-IV	64.52	51.86	59.12
PP-139 Sheikhupura-V	62.22	54.30	58.85
PP-140 Sheikhupura-VI	60.60	46.53	54.35
PP-141 Sheikhupura-VII	63.30	54.19	59.51
PP-142 Sheikhupura-VIII	62.25	52.89	58.48
PP-143 Sheikhupura-IX	59.91	53.13	57.06
PP-144 Lahore-I	57.20	43.36	51.17
PP-145 Lahore-II	57.09	43.48	51.32
PP-146 Lahore-III	54.97	40.67	48.70
PP-147 Lahore-IV	53.70	40.12	47.76
PP-148 Lahore-V	58.53	43.64	51.88
PP-149 Lahore-VI	58.30	46.08	52.73
PP-150 Lahore-VII	58.67	43.19	51.90
PP-151 Lahore-VIII	57.49	46.18	52.27
PP-152 Lahore-IX	57.47	45.55	52.16
PP-153 Lahore-X	54.22	40.05	48.16



Constituency	Male Turnout	Female Turnout	Overall Turnout
PP-154 Lahore-XI	59.50	47.30	54.10
PP-155 Lahore-XII	61.36	48.32	55.92
PP-156 Lahore-XIII	61.02	46.99	54.80
PP-157 Lahore-XIV	57.11	47.48	52.79
PP-158 Lahore-XV	59.98	49.12	54.96
PP-159 Lahore-XVI	56.53	47.52	52.29
PP-160 Lahore-XVII	57.79	48.12	53.25
PP-161 Lahore-XXVIII	55.71	46.74	51.63
PP-162 Lahore-XIX	56.79	47.24	52.49
PP-163 Lahore-XX	55.73	47.45	52.04
PP-164 Lahore-XXI	67.10	53.49	61.65
PP-165 Lahore-XXII	68.57	53.87	62.84
PP-166 Lahore-XXIII	56.78	43.66	50.81
PP-167 Lahore-XXIV	59.91	47.53	54.15
PP-168 Lahore-XXV	56.42	41.83	50.31
PP-169 Lahore-XXVI	58.68	45.91	53.45
PP-170 Lahore-XXVII	59.03	48.80	54.44
PP-171 Lahore-XXVIII	60.06	47.04	54.63
PP-172 Lahore-XXIX	63.66	49.25	57.68
PP-173 Lahore-XXX	60.88	48.84	55.48
PP-174 Kasur-I	62.36	49.51	56.61
PP-175 Kasur-II	64.84	55.81	61.00
PP-176 Kasur-III	66.51	57.71	62.77
PP-177 Kasur-IV	63.36	55.42	59.96
PP-178 Kasur-V	63.74	56.06	60.42
PP-179 Kasur-VI	63.62	54.37	59.58
PP-180 Kasur-VII	65.65	55.41	61.34
PP-181 Kasur-VIII	65.87	54.50	61.02
PP-182 Kasur-IX	66.82	53.91	61.35
PP-183 Okara-I	62.33	56.75	59.81

Constituency	Male Turnout	Female Turnout	Overall Turnout
PP-184 Okara-II	61.83	54.49	58.61
PP-185 Okara-III	61.61	52.66	57.84
PP-186 Okara-IV	60.57	52.30	56.98
PP-187 Okara-V	60.73	54.01	57.80
PP-188 Okara-VI	62.52	58.24	60.63
PP-189 Okara-VII	58.67	47.74	53.64
PP-190 Okara-VIII	64.20	56.36	60.79
PP-191 Pakpattan-I	60.60	53.23	57.43
PP-192 Pakpattan-II	60.71	52.89	57.21
PP-193 Pakpattan-III	61.05	53.82	57.83
PP-194 Pakpattan-IV	63.05	57.69	60.58
PP-195 Pakpattan-V	62.46	55.95	59.50
PP-196 Sahiwal-I	59.50	52.27	56.43
PP-197 Sahiwal-II	60.30	48.15	54.70
PP-198 Sahiwal-III	63.16	54.55	59.33
PP-199 Sahiwal-IV	60.01	50.70	55.97
PP-200 Sahiwal-V	55.50	51.80	53.88
PP-201 Sahiwal-VI	58.61	53.09	56.17
PP-202 Sahiwal-VII	59.10	57.60	58.45
PP-203 Khanewal-I	65.97	56.96	62.08
PP-204 Khanewal-II	62.21	52.04	57.73
PP-205 Khanewal-III	61.55	58.40	60.19
PP-206 Khanewal-IV	60.30	53.03	57.05
PP-207 Khanewal-V	59.86	56.36	58.35
PP-208 Khanewal-VI	60.54	56.92	58.93
PP-209 Khanewal-VII	61.89	60.24	61.18
PP-210 Khanewal-VIII	61.94	60.74	61.40
PP-211 Multan-I	65.82	53.05	59.92
PP-212 Multan-II	61.15	49.37	55.78
PP-213 Multan-III	55.64	42.08	49.34



Constituency	Male Turnout	Female Turnout	Overall Turnout
PP-214 Multan-IV	55.36	40.21	48.29
PP-215 Multan-V	55.51	40.92	48.80
PP-216 Multan-VI	58.59	40.78	50.51
PP-217 Multan-VII	57.55	43.82	51.35
PP-218 Multan-VIII	62.58	54.68	59.02
PP-219 Multan-IX	61.07	52.28	57.07
PP-220 Multan-X	59.42	55.55	57.68
PP-221 Multan-XI	56.87	53.90	55.50
PP-222 Multan-XII	59.63	57.31	58.57
PP-223 Multan-XIII	56.22	52.52	54.53
PP-224 Lodhran-I	62.41	61.18	61.86
PP-225 Lodhran-II	62.49	60.81	61.76
PP-226 Lodhran-III	60.70	54.63	58.08
PP-227 Lodhran-IV	58.64	51.38	55.38
PP-228 Lodhran-V	58.34	55.87	57.25
PP-229 Vehari-I	59.57	55.17	57.67
PP-230 Vehari-II	57.41	50.01	54.13
PP-231 Vehari-III	59.51	53.01	56.73
PP-232 Vehari-IV	60.35	57.38	59.08
PP-233 Vehari-V	61.10	58.10	59.80
PP-234 Vehari-VI	59.81	50.37	55.65
PP-235 Vehari-VII	60.70	56.53	58.90
PP-236 Vehari-VIII	56.85	49.88	53.85
PP-237 Bahawalnagar-I	68.53	59.41	64.69
PP-238 Bahawalnagar-II	65.56	53.84	60.62
PP-239 Bahawalnagar-III	61.14	50.22	56.38
PP-240 Bahawalnagar-IV	61.30	51.67	57.31
PP-241 Bahawalnagar-V	59.27	50.22	55.30
PP-242 Bahawalnagar-VI	60.18	58.22	59.33
PP-243 Bahawalnagar-VII	61.45	57.99	59.94

Constituency	Male Turnout	Female Turnout	Overall Turnout
PP-244 Bahawalnagar-VIII	62.06	58.91	60.74
PP-245 Bahawalpur-I	59.35	48.79	54.57
PP-246 Bahawalpur-II	55.37	44.13	50.14
PP-247 Bahawalpur-III	63.26	57.36	60.70
PP-248 Bahawalpur-IV	60.16	58.01	59.22
PP-249 Bahawalpur-V	63.68	60.93	62.46
PP-250 Bahawalpur-VI	67.26	64.12	65.93
PP-251 Bahawalpur-VII	55.92	55.62	55.78
PP-252 Bahawalpur-VIII	58.14	53.80	56.22
PP-253 Bahawalpur-IX	53.08	50.03	51.69
PP-254 Bahawalpur-X	54.39	52.91	53.73
PP-255 Rahim Yar Khan-I	58.48	56.51	57.62
PP-256 Rahim Yar Khan-II	56.11	53.17	54.88
PP-257 Rahim Yar Khan-III	60.14	56.74	58.72
PP-258 Rahim Yar Khan-IV	56.15	51.82	54.31
PP-259 Rahim Yar Khan-V	55.97	50.79	53.78
PP-260 Rahim Yar Khan-VI	55.22	50.78	53.27
PP-261 Rahim Yar Khan-VII	60.31	54.17	57.67
PP-262 Rahim Yar Khan-VIII	57.95	48.43	53.60
PP-263 Rahim Yar Khan-IX	61.74	60.65	61.27
PP-264 Rahim Yar Khan-X	59.01	48.99	54.73
PP-265 Rahim Yar Khan-XI	58.95	52.36	56.23
PP-266 Rahim Yar Khan-XII	60.55	57.29	59.21
PP-267 Rahim Yar Khan-XIII	62.31	55.52	59.30
PP-268 Muzaffargarh-I	66.71	57.22	62.58
PP-269 Muzaffargarh-II	66.72	57.83	62.72
PP-270 Muzaffargarh-III	63.04	54.45	59.06
PP-271 Muzaffargarh-IV	57.97	57.57	57.79
PP-272 Muzaffargarh-V	58.03	55.32	56.84
PP-273 Muzaffargarh-VI	59.66	60.06	59.83



Constituency	Male Turnout	Female Turnout	Overall Turnout
PP-274 Muzaffargarh-VII	58.11	64.08	60.58
PP-275 Muzaffargarh-VIII	59.53	58.35	59.01
PP-276 Muzaffargarh-IX	61.47	58.04	59.94
PP-277 Muzaffargarh-X	66.68	61.99	64.55
PP-278 Muzaffargarh-XI	66.04	56.95	61.91
PP-279 Muzaffargarh-XII	66.73	57.13	62.43
PP-280 Layyah-I	65.73	57.80	62.25
PP-281 Layyah-II	66.81	56.32	62.19
PP-282 Layyah-III	67.22	60.20	64.17
PP-283 Layyah-IV	69.71	63.46	66.91
PP-284 Layyah-V	67.95	58.17	63.46
PP-285 Dera Ghazi Khan-I	59.07	42.55	52.03
PP-286 Dera Ghazi Khan-II	56.84	48.40	53.02
PP-287 Dera Ghazi Khan-III	57.88	47.82	53.69
PP-288 Dera Ghazi Khan-IV	50.75	48.23	49.69
PP-289 Dera Ghazi Khan-V	53.03	44.61	49.22
PP-290 Dera Ghazi Khan-VI	53.93	49.82	52.16
PP-291 Dera Ghazi Khan-VII	56.16	61.40	58.43
PP-292 Dera Ghazi Khan-VIII	53.35	47.25	50.79
PP-293 Rajanpur-I	56.74	52.99	55.11
PP-294 Rajanpur-II	57.12	55.53	56.43
PP-295 Rajanpur-III	66.17	57.20	62.12
PP-296 Rajanpur-IV	67.42	56.78	62.66
PP-297 Rajanpur-V	67.53	54.88	62.22