

# NA-144 Khanewal-I

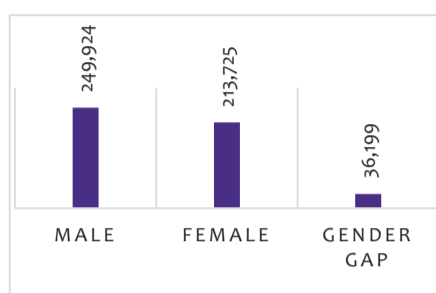
## Demographic Composition

Predominantly Rural

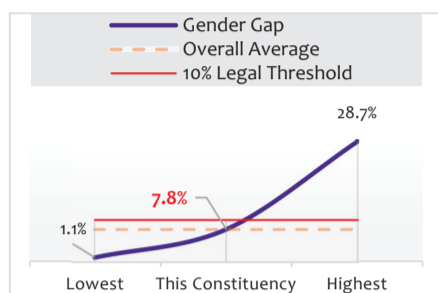
Population	Registered Voters	Rank by Voters
860,091	463,649	158
Polling Stations	Polling Booths	Candidates
348	1,042	14
Votes Polled	Turnout	Rank by Turnout
273,749	59.0%	17
Winner	Winner Party	Win Category
Muhammad Raza Hayat Haraj	IND	One Way Race

## 1. VOTERS, POLLING STATIONS AND CANDIDATES: GENDER AND DEMOGRAPHIC DYNAMIC

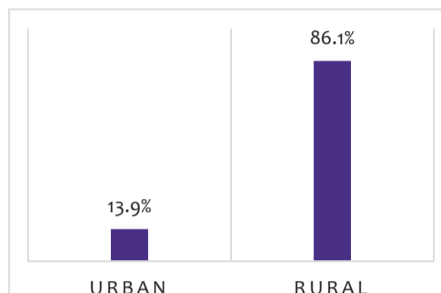
### 1. REGISTERED VOTERS & GENDER GAP



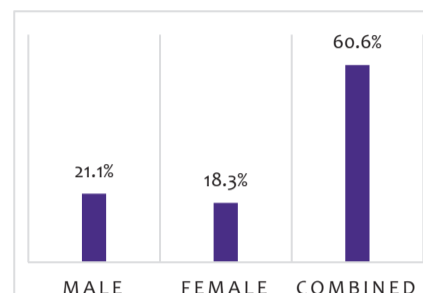
### 2. CONSTITUENCY GENDER GAP, OVERALL & LEGAL THRESHOLD



### 3. URBAN/RURAL DISTRIBUTION OF REGISTERED VOTERS



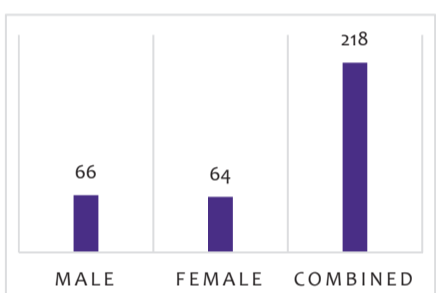
### 4. DISTRIBUTION OF VOTERS (BY PS TYPE)



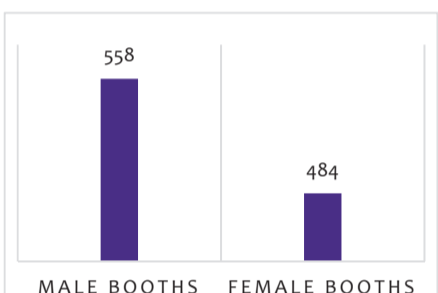
## POLLING STATIONS AND BOOTHS (AS PER THE POLLING SCHEME)

## CANDIDATES BY GENDER AND AFFILIATION

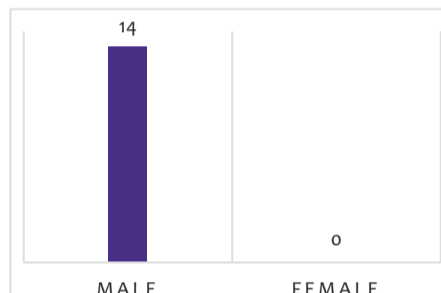
### 5. NUMBER OF POLLING STATIONS (BY TYPE)



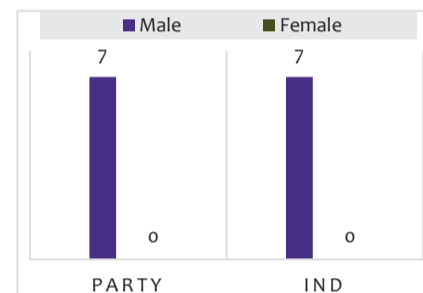
### 6. NUMBER OF POLLING BOOTHS (BY GENDER)



### 7. CANDIDATES BY GENDER



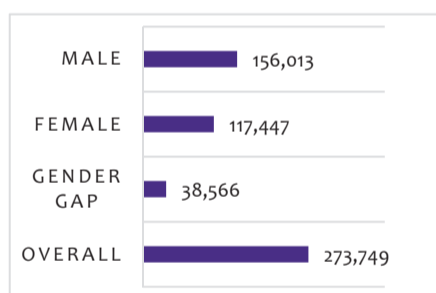
### 8. NUMBER OF CANDIDATES (BY PARTY AFFILIATION AND GENDER)



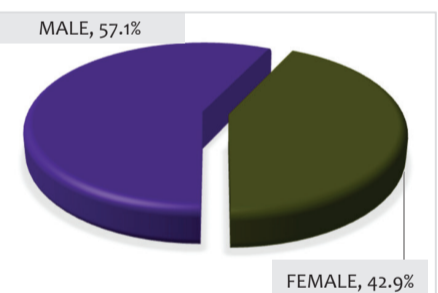
## 2. VOTES POLLED AND TURNOUT: GENDER AND DEMOGRAPHIC DYNAMIC

### 2.1. OVERALL TRENDS

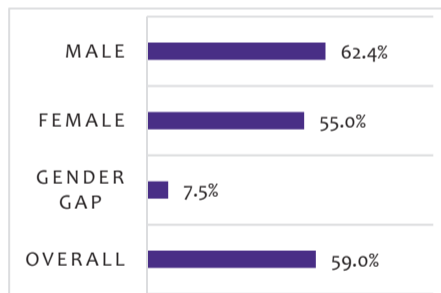
### 9. VOTES POLLED: TOTAL, GENDERWISE & GENDER GAP



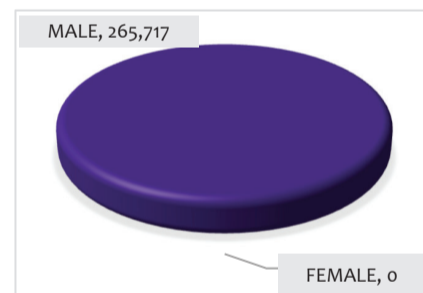
### 10. GENDER SHARE IN VOTES POLLED



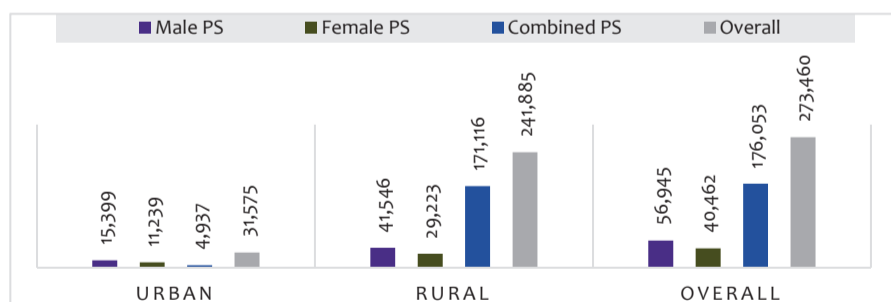
### 11. TURNOUT: OVERALL, & GENDERWISE



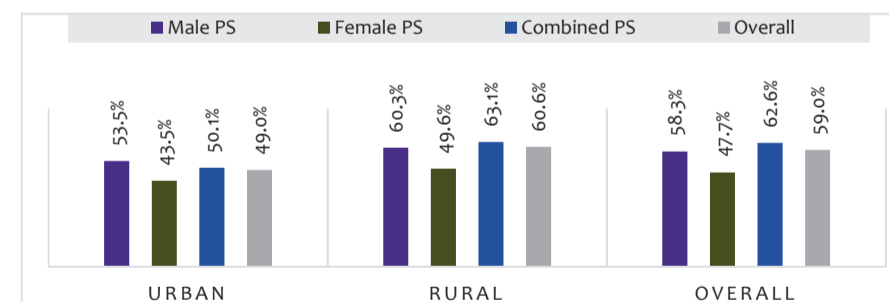
### 12. VALID VOTES POLLED (BY GENDER OF CANDIDATES)



### 13. VOTES POLLED IN URBAN AND RURAL AREAS (BY POLLING STATION TYPE)

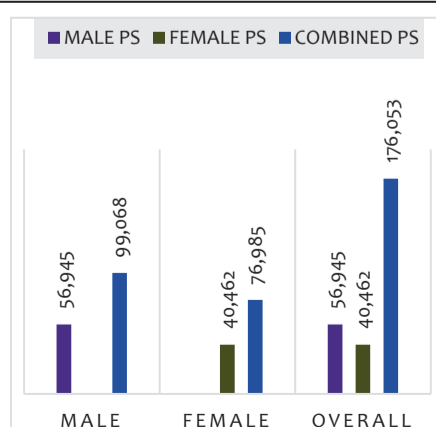


### 14. TURNOUT URBAN AND RURAL AREAS (BY POLLING STATION TYPE)

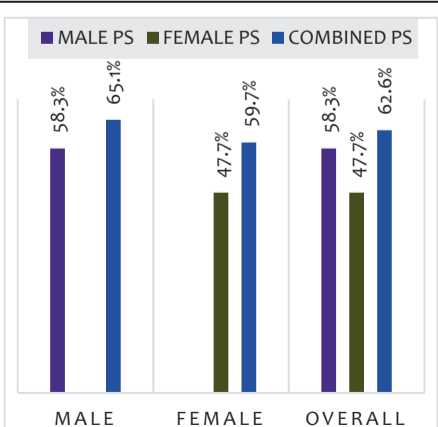


### 2.2. POLLING STATION-LEVEL TRENDS

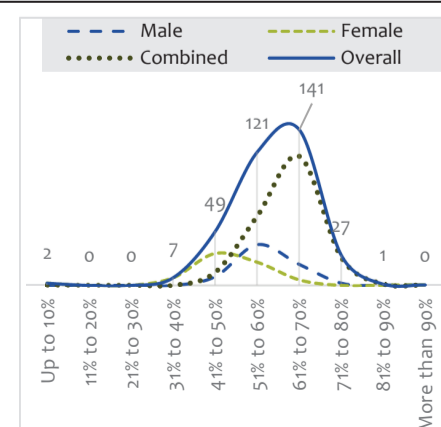
### 15. VOTES POLLED (BY POLLING STATION TYPE AND GENDER)



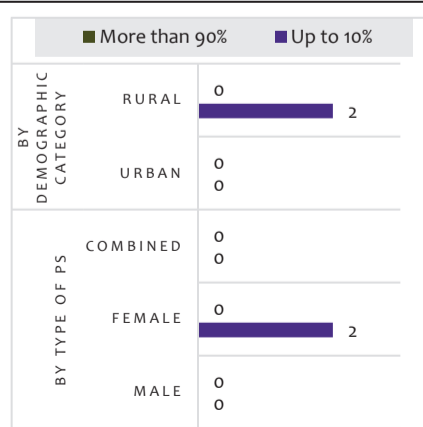
### 16. TURNOUT (BY POLLING STATION TYPE AND GENDER)



### 17. DISTRIBUTION OF POLLING STATIONS (BY TURNOUT CATEGORY & TYPE)

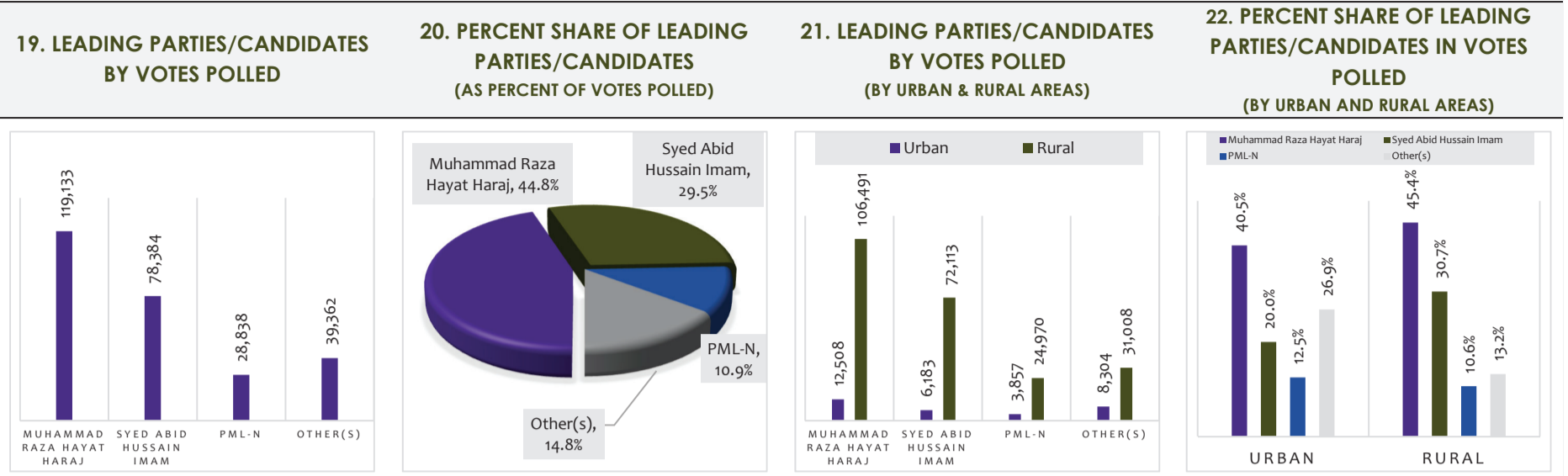


### 18. NUMBER OF PS IN HIGHEST AND LOWEST TURNOUT CATEGORY (BY TYPE OF PS AND DEMOGRAPHIC CATEGORY)

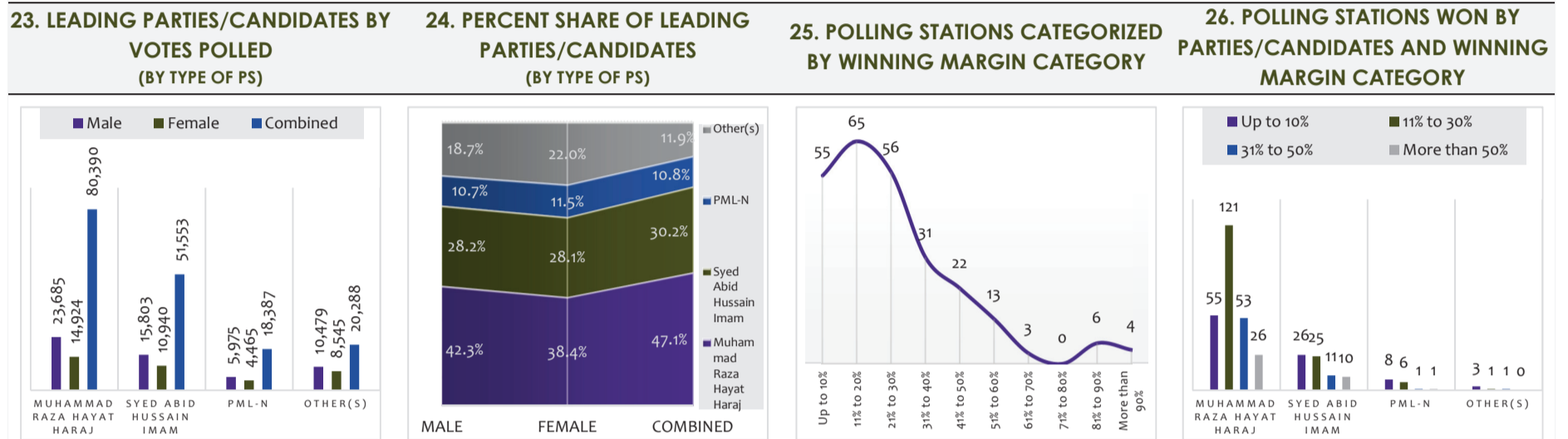


### 3. TRENDS IN PARTY VOTE AND SEATS

#### 3.1. OVERALL TRENDS

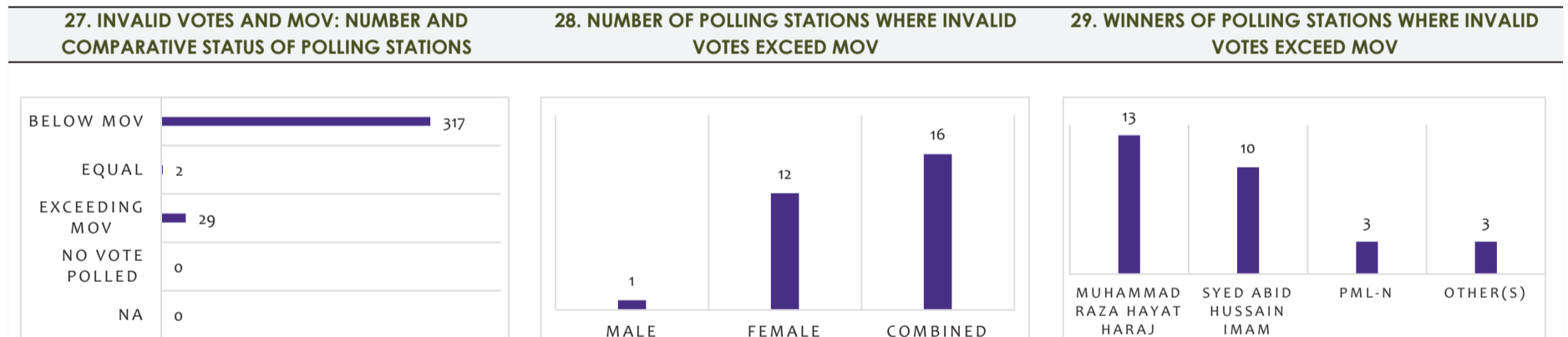


#### 3.2. POLLING STATION-LEVEL TRENDS

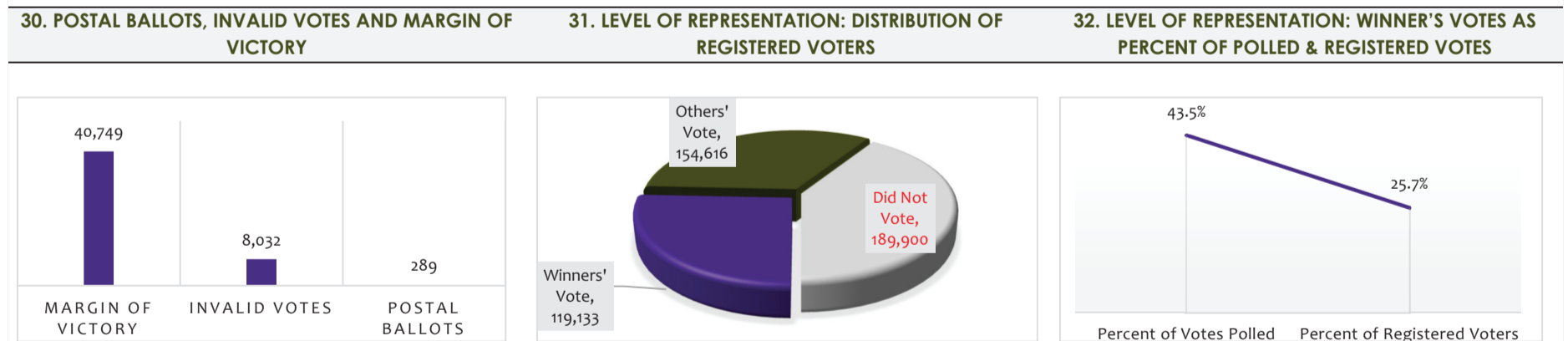


### 4. MARGIN OF VICTORY (MOV), INVALID & POSTAL BALLOTS, COMPARATIVE VOTES POLLED AND RESULTS

#### 4.1. INVALID VOTES: POLLING STATION LEVEL TRENDS



#### 4.2. LEVEL OF REPRESENTATION, POSTAL BALLOTS & INVALID VOTES: CONSTITUENCY LEVEL TRENDS



#### 4.3. FORM 45 TO FORM 49: COMPARATIVE VOTES POLLED AND CANDIDATE VOTES

