

# NA-266

## Killa Abdullah-cum-Chaman

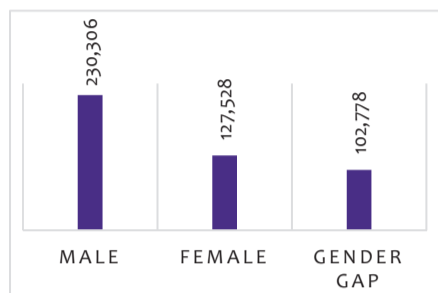
### Demographic Composition

Predominantly Rural

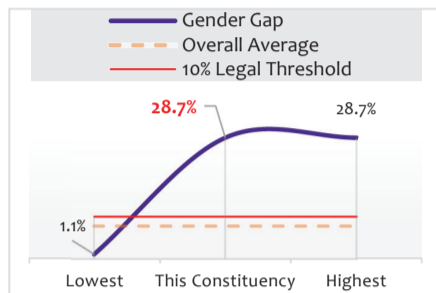
Population	Registered Voters	Rank by Voters
828,189	357,834	237
Polling Stations	Polling Booths	Candidates
260	765	18
Votes Polled	Turnout	Rank by Turnout
203,278	56.8%	33
Winner	Winner Party	Win Category
Mehmood Khan Achakzai	PKMAP	Two Way Race

### 1. VOTERS, POLLING STATIONS AND CANDIDATES: GENDER AND DEMOGRAPHIC DYNAMIC

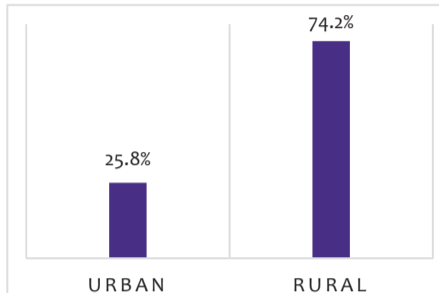
#### 1. REGISTERED VOTERS & GENDER GAP



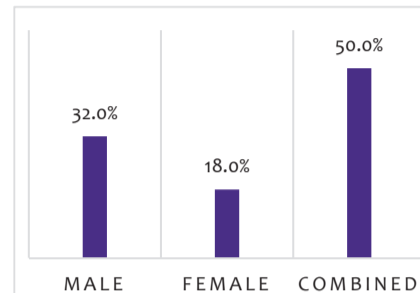
#### 2. CONSTITUENCY GENDER GAP, OVERALL & LEGAL THRESHOLD



#### 3. URBAN/RURAL DISTRIBUTION OF REGISTERED VOTERS



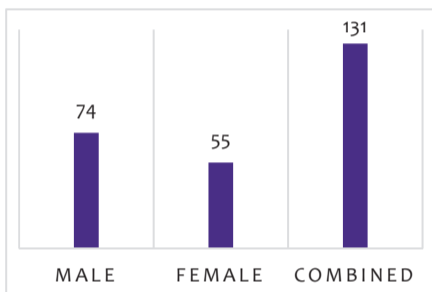
#### 4. DISTRIBUTION OF VOTERS (BY PS TYPE)



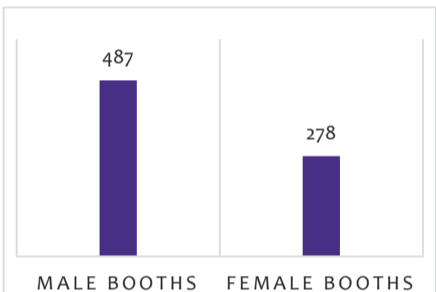
### POLLING STATIONS AND BOOTHS (AS PER THE POLLING SCHEME)

### CANDIDATES BY GENDER AND AFFILIATION

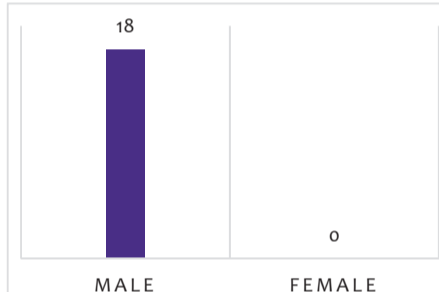
#### 5. NUMBER OF POLLING STATIONS (BY TYPE)



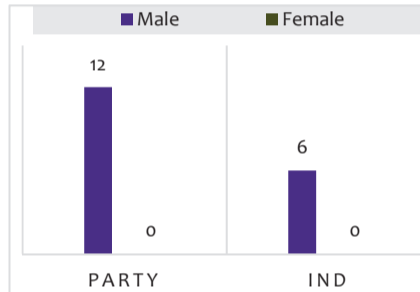
#### 6. NUMBER OF POLLING BOOTHS (BY GENDER)



#### 7. CANDIDATES BY GENDER



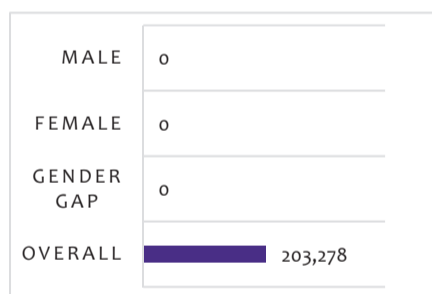
#### 8. NUMBER OF CANDIDATES (BY PARTY AFFILIATION AND GENDER)



### 2. VOTES POLLED AND TURNOUT: GENDER AND DEMOGRAPHIC DYNAMIC

#### 2.1. OVERALL TRENDS

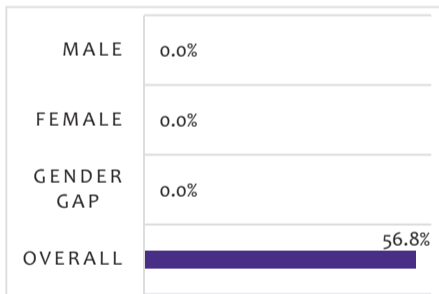
#### 9. VOTES POLLED: TOTAL, GENDERWISE & GENDER GAP



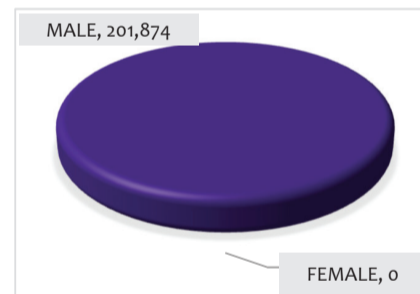
#### 10. GENDER SHARE IN VOTES POLLED

Not Given in Form 47

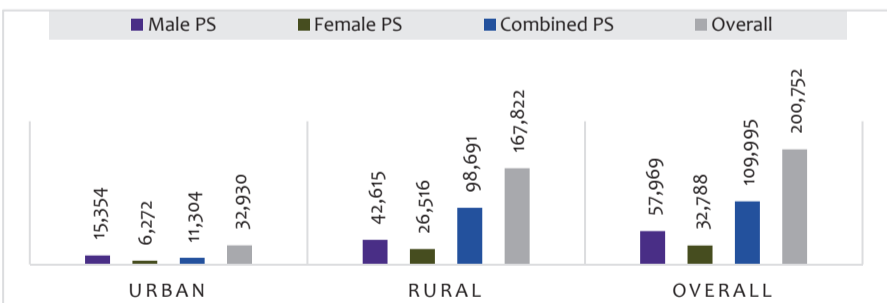
#### 11. TURNOUT: OVERALL, & GENDERWISE



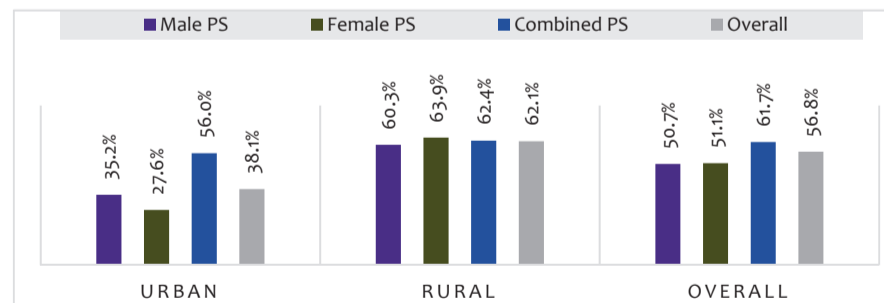
#### 12. VALID VOTES POLLED (BY GENDER OF CANDIDATES)



#### 13. VOTES POLLED IN URBAN AND RURAL AREAS (BY POLLING STATION TYPE)

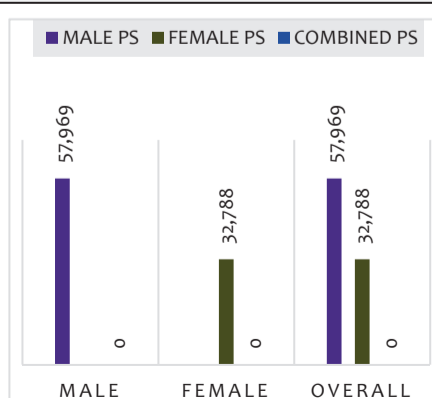


#### 14. TURNOUT URBAN AND RURAL AREAS (BY POLLING STATION TYPE)

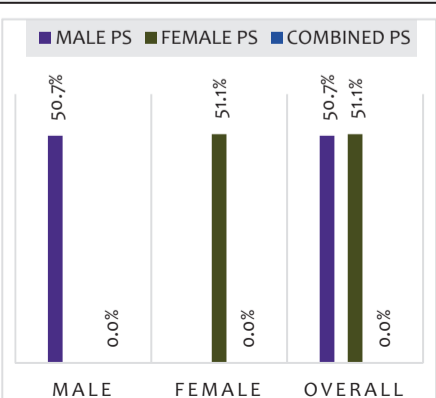


#### 2.2. POLLING STATION-LEVEL TRENDS

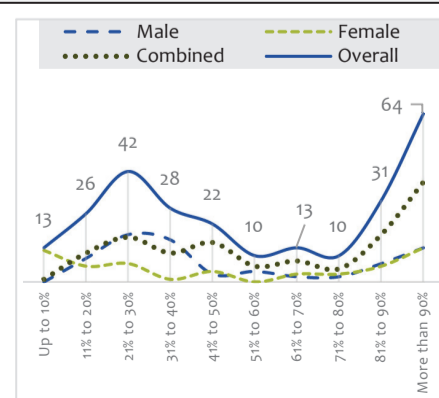
#### 15. VOTES POLLED (BY POLLING STATION TYPE AND GENDER)



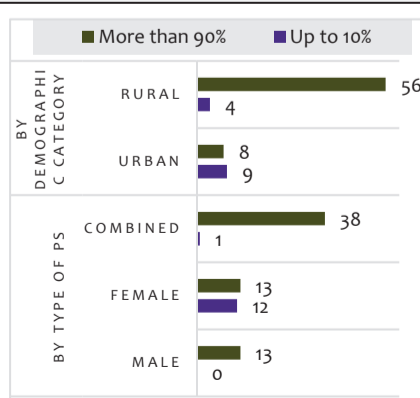
#### 16. TURNOUT (BY POLLING STATION TYPE AND GENDER)



#### 17. DISTRIBUTION OF POLLING STATIONS (BY TURNOUT CATEGORY & TYPE)

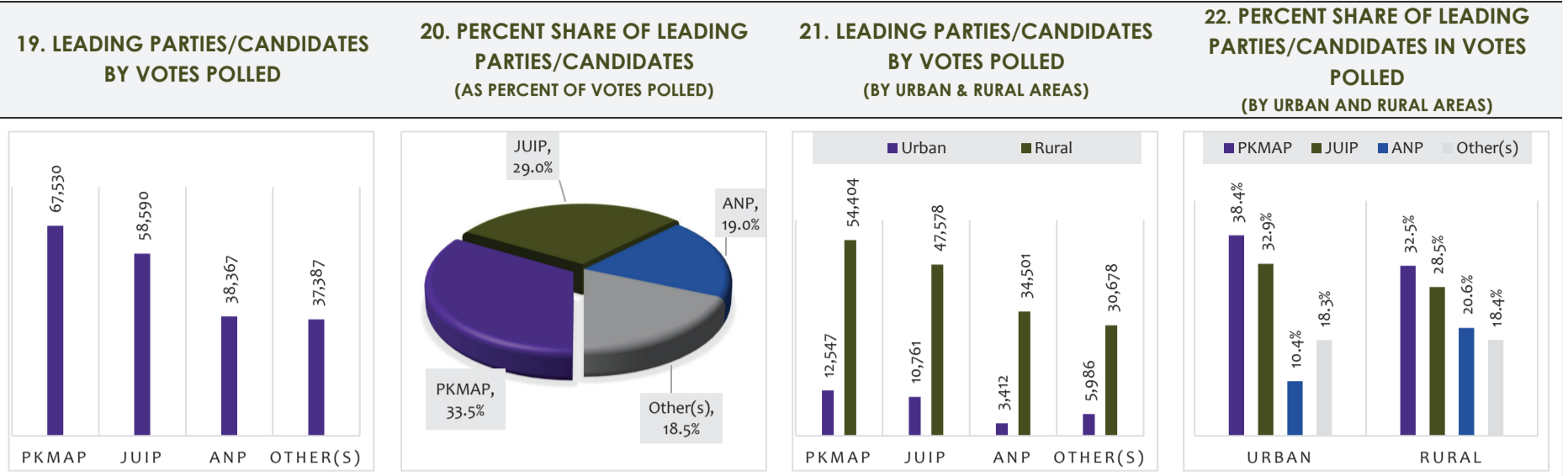


#### 18. NUMBER OF PS IN HIGHEST AND LOWEST TURNOUT CATEGORY (BY TYPE OF PS AND DEMOGRAPHIC CATEGORY)

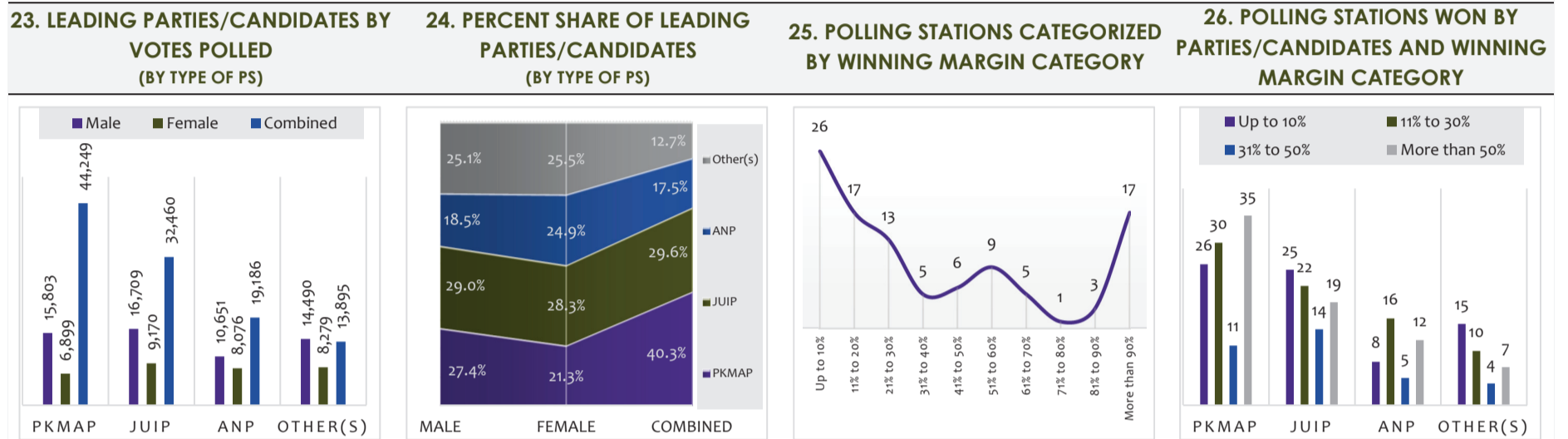


### 3. TRENDS IN PARTY VOTE AND SEATS

#### 3.1. OVERALL TRENDS

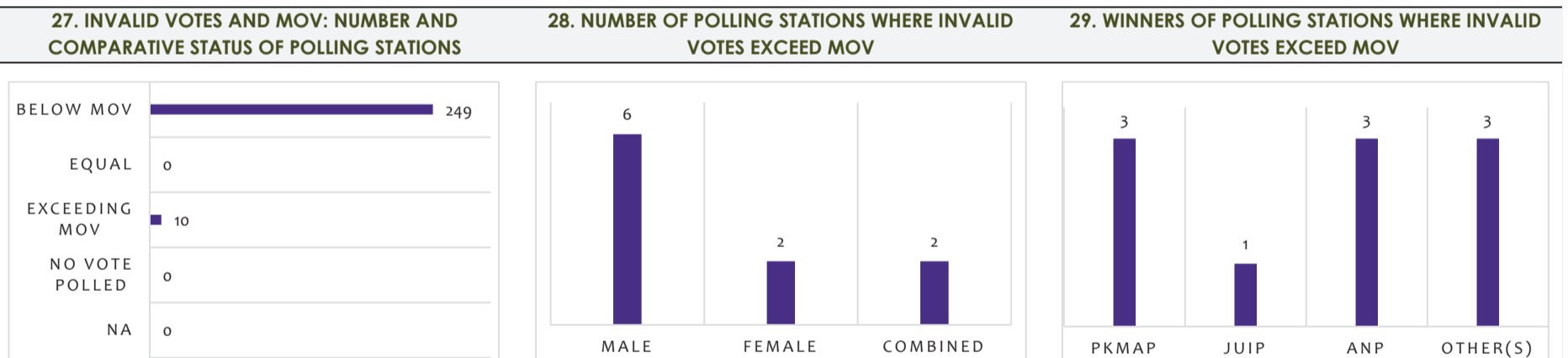


#### 3.2. POLLING STATION-LEVEL TRENDS

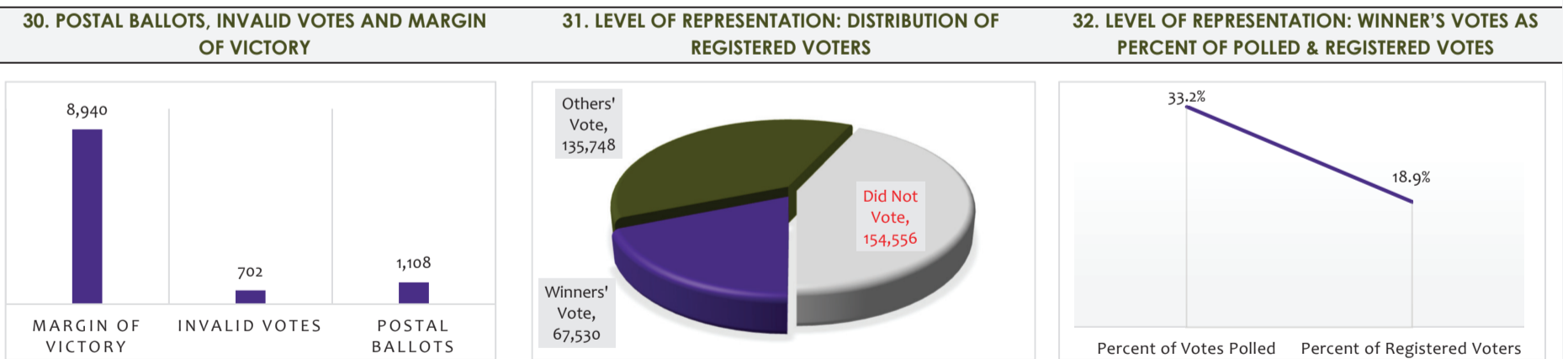


### 4. MARGIN OF VICTORY (MOV), INVALID & POSTAL BALLOTS, COMPARATIVE VOTES POLLED AND RESULTS

#### 4.1. INVALID VOTES: POLLING STATION LEVEL TRENDS



#### 4.2. LEVEL OF REPRESENTATION, POSTAL BALLOTS & INVALID VOTES: CONSTITUENCY LEVEL TRENDS



#### 4.3. FORM 45 TO FORM 49: COMPARATIVE VOTES POLLED AND CANDIDATE VOTES

